

STUDENT HANDBOOK

Langara.

ᑭᓐ ᓴᓐᓄᓐᓄᓐᓄᓐᓄᓐ | at Musqueam



FINE ARTS

art + design + studio + intensive + community

Front Cover Image: Martha D, Fine Arts Program Student, Serigraph (detail)

Back Cover Image: Kit Chen, Fine Arts Program Student, Painting (detail)

Table of Contents

Welcome & Faculty Contacts	4
College Initiatives	5
Guide to Registration	6
How to Graduate with a Diploma in the Fine Arts (First & Second Year Requirements)	7
Attendance & Participation	8
Grading	9
Grading & College Policy	10
Transfers	11
Studio Safety	12
Studio Access	13
Studio Etiquette	14
The Workshop	15
Workshop Safety	16
Computer Resources	17
Lockers & Supplies	18
Library	19
Awards, Bursaries & Scholarships	20
Respect & Awareness	22
2SLGBTQIA+	23
Cultural Humility	24
Conflict & Concerns	25
Accessibility & Counselling	26
Mental Health & Wellness	27
Student Services	28
Student Union & Clubs	29
Local Art Community	30

Welcome

Langara College, snəw̓ eyəł̓ leləm, is located on the traditional, ancestral, unceded, and present-day territory of the x̣ẉməθḳẉə̣ yəm (Musqueam) people who have stewarded this land since time immemorial.

Welcome to the Fine Arts Program at Langara College! We are pleased that you have chosen this opportunity to develop your art and design practice within one of the most respected two-year programs in Canada. Whether you are planning to continue further studies for a degree, or have other directions in mind, the Fine Arts Diploma from Langara College is an excellent credential to achieve, both in itself and as a foundation for a wide variety of future studies.

This handbook will provide you with an easy reference for Program information, as well as college or departmental policies that are important to your progress at Langara. Please read through carefully and keep the handbook handy, especially during your first few weeks in the program.

Student Orientation on September 10th! We will have an orientation for new and returning students. Come to meet the faculty, staff and fellow students and ask any questions that you may have about the Fine Arts Program.

Artist Talks

Visiting Artist Talks will take place on Wednesdays 1:15-2:15pm stay tuned for our first date!

Follow Us!

Instagram @langarafinearts

Facebook @Langara Fine Arts

We often use social media to post about Program events, exhibitions, work or volunteer opportunities for students. Follow us for more info!

CONTACT INFO

DEPARTMENT CHAIRS/FACULTY

Landin, Aurora - Chair

Printmaking, Drawing, Professional Practice
alandin@langara.ca

Campbell, Milos - Assistant Chair

Printmaking, Drawing
mcampbell@langara.ca

Milton, Elizabeth - Grad Show Coordinator

Media, Performance, Drawing, Professional Practice
emilton@langara.ca

FACULTY

Aitken, Stephanie (on leave) Painting, Drawing
saitken@langara.ca

Han, Gloria - Ceramics, Professional Practice
ghan@langara.ca

Hubert, Steven - Sculpture, Painting, Drawing, Media
shubert@langara.ca

Kemp, Scott - Sculpture
skemp@langara.ca

Nelson-Moody, Aaron - Indigenous Carving, Tool Making
aaronnelson@langara.ca

O'Brien, Alwyn - Ceramics
aobrien@langara.ca

Purschwitz, Natalie - Sculpture, Drawing
npurschwitz@langara.ca

Vera, Pat - Design, Public Art
pveraoviedo@langara.ca

Wadsley, Helena (on leave) - Painting, Textiles, Drawing
hwadsley@langara.ca

Webster, Suzi - Media, Drawing
swebster@langara.ca

DEPARTMENT STAFF

Yip, Rita - Studio Coordinator
ritayip@langara.ca

Morrison, William - Workshop Coordinator
wmorrison@langara.ca

College Initiatives

Alongside courses in Drawing, Design, Ceramics, Indigenous Carving, Printmaking, Sculpture, Media, Painting, Performance and Textiles, the Fine Arts Department is pleased to include the following initiatives in its program offerings and resources for students:

EMPLOYMENT


"GAIN REAL LIFE ON-CAMPUS WORK EXPERIENCE"

(GROW) is a student employment program across campus - see Financial Aid for further details. The Fine Arts Department has positions available for GROW in the following Studio Areas : Painting, Design/Drawing, Printmaking/ Drawing, Ceramics, Media Studio, Sculpture and Workshop.

These positions are typically filled by Second Year Students who have expressed interest. Faculty in the studio area will make the selection from a list of interested GROW candidates. Familiarity and personal excellence with Studio Practices will be an important consideration, as well as availability to work prior to each day's class start – typically starting at 9:00am (arriving on campus at 8:30am). Instructor(s) will assign studio work. Tasks and times depend on the studio you are working for – some weeks you can work for as little as 2 hours, other weeks, up to 10 hours. Plus there is usually work at the end of term, after formal classes end.

ELIGIBILITY FOR GROW

Enrolled in a minimum of three (3) regular study credits in a term: The GROW application is available online on the Langara College main web page under Employment Opportunities. Once you are approved and hired, contact our Studio Coordinator, Rita Yip for an orientation in on-boarding procedures. (ritayip@langara.ca) Hiring decisions are frequently based on observations regarding the student's studio practices and grades in first year, as well as availability and dependability. If you are interested in a GROW position, let your Instructor know at the end of first year to ensure that positions are filled by the first two weeks of the new term. The GROW student in a studio is a delegate of the Department performing duties in the studio to assist the Instructors.



PUBLIC ART OPPORTUNITIES

Students enrolled in Public Art create site-specific projects for the Langara College campus and/or produce collaborative public artworks to be installed at the Langara Canada Line Transit Station. Throughout the course, students have a number of opportunities to develop presentation skills and be introduced to professionals in the field.

Guide to Registration

REGISTRATION

Remember to register according to your career program dates (which are usually earlier than your student ID date). As a Fine Arts student you will be given priority when registering in Fine Arts courses. Each semester you must activate your registration date.

REINSTATEMENT

If you take a semester off, or if you have been in the Program for more than 6 terms you might find that you have been dropped out of the Fine Arts Program and been put into General Arts & Sciences. You can easily be put back into Fine Arts by emailing the Department Chair with a request for reinstatement (please ensure that you include your student ID with your correspondence).

WITHDRAWAL PROCEDURE

Each semester you are able to withdraw from classes before the withdraw date without academic penalty. You can find the date for withdrawal on-line under registration and records/important dates. Please inform your Instructor to let them know of your decision to withdraw.

COURSE LOAD

This is an intense studio program, and it is better to take less classes and get more out of each class than trying to rush your way through, especially if you are working. Carefully consider your workload.

We encourage students to avoid taking more than 4 courses per term. Studio areas like Ceramics, Printmaking and Sculpture require additional studio time on campus and can be a lot to manage in one term. Try to avoid registering for these courses all in one term.



Fine Arts Diploma Requirements

Total 60 credits, 3 credits each, all University transferable

Year 1

All Eight
Introductory
FINA Studios:

Drawing 1
FINA 1120

Drawing 2
FINA 1220

Ceramics 1
FINA 1111

Painting 1
FINA 1131

Design Studio
FINA 1142

Media Studio
FINA 1143

Sculpture 1
FINA 1161

Printmaking 1
FINA 1171

One Art History Class:

AHIS

You must complete one AHIS course before taking any Advanced Studios (ie: AHIS 2250 Cultural Theory or any other 3 credit AHIS course).

Note: To gain a Fine Arts Diploma you must complete AHIS 2250 Cultural Theory as well as two additional AHIS courses. Plan to take one AHIS in your First Year and the other two during any term. We recommend taking your academic courses (ENG & AHIS) during the Summer so you can concentrate on your Studio courses in the Fall and Spring. If transferring to Emily Carr University, please contact your Department Chair for further advising on course selection. AHIS 1301 Modern Art I & AHIS 1302 Modern Art II are preferred courses by ECU.

Year 2

Any Six Advanced Studios:

Most Advanced Studio courses are offered in two parts, usually in the Fall and Spring (with Part One being a prerequisite for Part Two). It is recommended that students take both parts of at least two Advanced Studios.

*See note below re: Third Year Painting at Emily Carr

Plus:

Two
English Classes

ENGL 1100

or

ENGL 1123

ENGL 1129

or

ENGL 1130

These can be taken any term (First Year or Second Year)

Cultural Theory
AHIS 2250

Professional
Practice
FINA 2180

FINA 2180 Prerequisites:

- AHIS 2250 Cultural Theory
- one ENG
- one Second Year Studio

One Additional
AHIS

Reminder:

You must complete a total of three AHIS courses for your Diploma.

- AHIS 2250 Cultural Theory
- one AHIS in First Year
- additional AHIS any term

Transfer to Emily Carr
(Third Year Painting)

Note: For students hoping to take Third Year Painting Courses at Emily Carr, you will need to take Advanced Painting 1 & 2 at Langara and an additional course at Emily Carr:
PNTG 210 Thinking Through Painting, 6 credits

If you wish to enroll in Third Year Painting at Emily Carr in the Fall, we recommend you take PNTG 210 in the Summer term at ECU before starting your Fall courses.

Attendance & Participation

STUDIO PRACTICES/PARTICIPATION

All studios include a component of Participation as part of the grading system, worth up to 20% of the final grade.

Studio Practices/Participation may include:

- being on time for the studio class
- being prepared for class
- completing research and assignments on time
- demonstrating an understanding of processes and materials
- considerate use of studio, equipment, supplies and tools
- maintaining studio cleanliness and assisting with communal studio procedures
- participating in critiques, presentations and discussions
- positive involvement/interaction in classroom
- respect and consideration of your fellow classmates
- clean-up and removal of all artwork at end of term

Please link your Langara email address to your regular email address or plan to check your Langara email daily during the term!


ONLINE LEARNING POLICIES

- online classes are to be treated with the same respect as in-person instruction
- eating is not permitted during synchronous classes
- smoking or vaping is not permitted
- phones must be put away or turned off during synchronized class time except during breaks
- try to find an appropriate location for your class that allows for minimum distraction
- Fine Arts Program students should plan to attend all Visiting Artist Talks. Non-program students are invited to attend but not required to do so.

ARTIST TALKS

"Artist Talks" or Presentations accompanied by supplemental activities are an integral part of the Fine Arts Program and are presented for the benefit of all first and second year students. They are scheduled on selected Wednesdays throughout the term from 1:15-2:15pm.

Presentations from professionals working in art and design provide students with opportunities to gain further exposure to Contemporary Practice and to pose questions to those working in the field. Each presentation is supplemented by a related "Pop Up Library" made up of resources compiled by the visiting speaker and our Division Librarian, Suzanne Cowan.



Grading

The grade system used by the College and the department is as follows:

LETTER GRADE GPA DESCRIPTION

A+ 4.33 Distinguished Achievement

For Consistently distinguished achievement in examinations, reports, and class participation. This definition applies to '**A+**', '**A**', and '**A-**'.

A 4.00

A- 3.67

B+ 3.33 Above Average Achievement

For consistent mastery of the subject matter of this course. This definition applies to '**B+**', '**B**', and '**B-**'.

B 3.00

B- 2.67

C+ 2.33 Satisfactory Achievement

For sufficient comprehension of the subject. This definition applies to '**C+**', '**C**', and '**C-**'.

C 2.00

C- 1.67

D 1.00 Marginal Performance

For completion of a course but with below average achievement. (College credit will be granted, but students will not normally be permitted to proceed to the next course in that studio area.)

F 0.00 Unsatisfactory Achievement

For completion of a course without demonstrating sufficient knowledge of the content to receive credit.

N 0.00 No credit.

This grade is given to the student who, having registered in a course:

1) Ceases to attend or to participate in class work after the final withdrawal date each semester.

2) Does not write the final examination. In Fine Arts, this is the equivalent of not turning in a final portfolio or meeting end of term requirements in any studio.

W Withdrawal. Course not included in calculation of Grade Point Average.

DEPARTMENT POLICY

If you receive a '**D**' or lower final grade in a particular studio, you cannot continue into the second year of that studio.

LETTER GRADE % In the Fine Arts Department:

96 - 100% = A+

91 - 95% = A

86 - 90% = A-

81 - 85% = B+

76 - 80% = B

71 - 75% = B-

66 - 70% = C+

61 - 65% = C

56 - 60% = C-

51 - 55% = D

50 & Below F

Grading and College Policy

Please also be aware of the following College policies and recommendations as described in the College calendar:

Re-Registration and Maintenance of Standing (Career Programs): If you receive grades of **'D'**, **'F'**, **'N'**, **'U'** or **'W'** in any of your career program courses, you must receive departmental/coordinator permission to proceed in the program.

Academic Probation: If you received a Grade Point Average (GPA) of less than 1.50 and/or you received an **'F'**, **'N'**, **'U'** or **'W'** in two or more courses, you will be placed on Academic Probation. The College recommends that you see a Langara College counselor before re-registering.

Academic Suspension: If you receive a GPA of less than 1.50 and/or you receive an **'F'**, **'N'**, **'U'** or **'W'** in two or more courses for two successive semesters, you may not re-register for three semesters. Note: A student who stands out for three semesters for any reason, will be permitted to re-register, after the three semester stand out, in the new student category.

Board of Appeals: Unique cases and circumstances arising from the processes of admission, re-admission and maintenance of standing which cannot be resolved within existing policies and procedures, may be referred through the Dean of Student and Education Support Services to the Board of Appeals. Appeal Forms are available from the Registrar's Office.

Transfers

TRANSFER

If you plan to transfer from Langara College to another educational institution, you should consult the Registrar's Office of that institution to determine the transferability of courses you have taken at Langara. The institution to which your official transcript is sent may evaluate your courses, appraise your letter grades, and compute your grade point average in accordance with its own policies and regulations. If you plan to transfer, you should discuss your plans with a College counsellor, bearing in mind that the responsibility for final choice of course/program is yours.

TRANSFER TO EMILY CARR UNIVERSITY

Langara students in good standing who complete the two year Fine Arts Diploma at Langara with a cumulative grade point average (GPA) of B (3.00 on a 4.00 scale) or higher will automatically be accepted into the Bachelor of Fine Arts degree program at Emily Carr University in the Major of Visual Arts (ceramics, drawing, painting, print media or sculpture) and Critical + Cultural Practice.

Langara students are eligible to receive up to 60 credits on transfer. Langara students with a cumulative GPA of less than 3.00 will be considered for admission on the basis of their academic standing and a required portfolio review.

Please note: If you hope to transfer into third year Painting Courses at ECUAD you will be required to take an additional course beyond our 2nd year Painting Studios (PNTG 210 Thinking Through Painting). We encourage transferring students to take this course in the Summer Term at ECU after completing our Diploma in the Spring to avoid any issues with enrollment in third year Painting Courses at ECUAD in the Fall. Transferable AHIS Courses to ECUAD: AHIS 1112 & 1212 or AHIS 1114 & 1214

Advising Contacts at Local Universities:

Capilano University
Admissions@capilanou.ca
Advising@capilanou.ca

Emily Carr University of Art and Design
advising@ecuad.ca

Kwantlen Polytechnic University
study@kpu.ca

Simon Fraser University
School for the Contemporary Arts
scanew@sfu.ca.

Simon Fraser University (SIAT)
siat-one@sfu.ca

University of British Columbia
Department of Art History, Visual Art & Theory
ahva.dept@ubc.ca

Studio Safety

ART MATERIALS AND CHEMICALS

Be aware that solvents, gases, dusts, mineral dusts, dyes, organic pigments, vapours, acids and metals (and their compounds and fumes) are present in all of the studios and the workshop.

RESPIRATORS

All students must use a respirator with the appropriate cartridge when working with fine particulate matter or organic vapours.

SAFETY FIRST

Every student is required to fully understand the safety procedures for working in the studios and the workshop. Students must learn and know the hazards and precautions involved with their materials and processes. It is important to read labels, use materials properly and always have proper ventilation.

Exposure to toxic substances can cause skin irritations, skin allergies, chronic effects, organ damage, diseases, etc. This can occur through:
ABSORPTION (skin contact)
INHALATION (breathing)
INGESTION

In compliance with WCB regulations, applicable studio materials are covered by WHMIS (Workplace Hazardous Materials Information System) labeling. SDS (Safety Data Sheets) for such applicable materials are located in a labeled binder in the studios. If you have any questions about a material, ask the Instructor or consult the SDS.

ASK QUESTIONS

Protect yourself and those around you by asking questions about any new materials and their potential hazards.

FOOD IN STUDIOS

Eating in the studios is strictly prohibited. Bringing food into the studios can contribute to problems with insects and rodents, who can also do serious damage to art materials such as paper. Eating in the studios is not only dangerous due to the potential for ingesting chemicals, but it is also insensitive to fellow students and/or Instructors who may have allergies or specific dietary sensitivities.

NON-SMOKING CAMPUS

Langara College is a smoke free campus.

SCENT FREE CAMPUS

Please refrain from wearing any perfumes or strong scents in the studios to avoid triggering allergies or other sensitivities.



Studio & Shop Access

STUDIO ACCESS

Studio hours are inline with campus hours.
For more information on studio access,
please contact your Studio Instructors or the
Studio Coordinator.
Please see page 4 for contact emails.

CAMPUS HOURS

Monday–Friday: 8:00 am–10:00 pm

Saturday: 8:00 am–7:00 pm

Sunday: 8:00 am–7:00 pm

Statutory holidays: Closed

CONTACTS

Emergency Campus Security:
604.562.1011 or 4444 from studio phone

WORKSHOP ACCESS

Monday–Friday:

9:00 am– 1:00 pm

1:00 pm– 2:00 pm (Closed for Lunch Break)

2:00 pm – 5:00 pm

Saturday & Sunday: Closed

Statutory holidays: Closed



Studio Etiquette

STUDIO ENGAGEMENT

Instructors expect you to be paying attention during scheduled studio instruction - do not wear headphones during class time if your Instructor asks the class not to do so. Cell phones should be turned off. If you need to take an emergency call, please leave the studio to do so. Please do not check email and/or text messages while the class is in session. Be on time for class and be prepared.

ENTERING STUDIOS

Posted on each studio door are the hours when classes are in session. Please do not enter studios during other students' scheduled class time for any reason, as this disrupts the class in progress.

If materials are needed, please arrange with Instructors during studio time so that these materials will be available, not locked in drawers, cabinets.

STORAGE

Projects must be kept and stored in the appropriate studio of origin, or in individual lockers, as directed by your Instructors. Please do not leave projects in other studios or they will be removed.

Studio equipment and furniture (i.e. stools, tables, easels, chairs etc.,) must not be removed from their respective studios.

CLEAN-UP

Students are required to clean up their work area after each studio session. This is required by WCB and Health Services. Any student who does not comply with these requirements may be asked to withdraw from the studio. It is essential that the studios are kept clean and tidy and it is each student's responsibility to clean up after themselves. Please leave the studio as you would like to find it yourself.

END OF TERM CLEAN-UP

Please have all of your work and other items in studios removed by end of term. The Fine Arts Department will not store your items and assumes no responsibility for storage - no exceptions!!

INSURANCE

The College is not responsible for and does not carry insurance for students' works.



The Workshop

ACCESS TO WORKSHOP (A Building, A054)

Operation of tools and machinery is allowed only by those who demonstrate satisfactory ability.

Those who work in an unsafe manner will have workshop privileges withdrawn.

Non-Fine Arts students, friends, family members, etc. are not allowed in the workshop. Please do not ever bring children into the workshop.

Students may not work in the shop without a qualified Instructor or Technician present.

The Workshop Coordinator may limit the number of students working in the workshop at any one time for safety reasons.

TOOLS SIGN OUT SYSTEM

The consistent use of the sign-out system is critical in ensuring maximum tool availability for all students, therefore: no tools or other items, may be removed from the shop unless signed out with a valid student number.

Students who do not return borrowed equipment will have a financial hold placed on their student account. This hold will impede students registering for future classes, receive marks and order transcripts until the equipment is returned or replaced.

The Workshop Coordinator is there to help the students, but in order to make this service available to as many as possible, the following should be observed:

The workshop does not sell materials to students.

No materials are released unless an Instructor's permission is obtained first.

Projects are not undertaken until the advice and comments of an Instructor/s is/are obtained.

Return tools to the proper storage cabinets.

Clean up after yourself and return all tools and equipment to their correct location.

Students who consistently neglect clean-up responsibilities may have workshop access curtailed. Furthermore, failure to follow workshop procedures including clean-up will negatively affect the Studio Practice/Participation component of final grades.

Workshop Safety

There are a number of potentially dangerous apparatus in the workshop. While the following guideline lists some of the more obvious dangers, the overriding rule is to always think “safety first”.

1. Do not attempt to operate any machine until you fully understand its mechanisms. **BE SURE YOU KNOW HOW TO STOP A MACHINE BEFORE YOU START IT.**
2. Do not wear rings, bracelets, watches, etc. which could be caught in machinery. Tie long hair back.
3. Never wear loose clothing around machines; remove coats, tuck in shirts, roll up sleeves.
4. Do not operate machinery while impaired by prescription or non-prescription drugs.
5. Always stop a machine before measuring, cleaning, oiling, or making any adjustment.
6. Do not attempt to stop a machine with your hands.
7. Do not use rags near moving parts.
8. Always remove chuck keys before starting machines.
9. Keep working areas free from oil, grease, sawdust, and metal cuttings.
10. Never have more than one person operating a machine at one time.
11. Face shields, goggles, earmuffs and respirators are available and mandatory while using machinery.
12. Get first aid immediately for **ANY** injury no matter how small.
13. If you injure yourself while in the Workshop, you **MUST** inform the Workshop Coordinator as soon as possible.

Personal listening devices with earplugs or headphones are not permitted in the workshop.

WHMIS

In compliance with WCB regulations, applicable workshop materials are covered by WHMIS (Workplace Hazardous Materials Information System) labeling. SDS (Safety Data Sheets) for such applicable materials are located in a labeled binder at the bottom of the Workshop stairs. If you have any questions about a material, ask the Workshop Coordinator or consult SDS.



Computer Resources

EMAIL

All students will get a Langara email that Instructors use to communicate with you. **If you will not be using this as your primary account, make sure that you forward correspondence to the email account that you check regularly.**

COMPUTER ACCESS - ACCOUNTS

All student accounts will be generated 7 days before the beginning of semester. These accounts allow: Login to Brightspace, computer labs (when applicable), enhanced classrooms, wireless, myfiles and LinkedIn Learning.

If you have any difficulties accessing your Langara email, please consult Langara's IT Department immediately.

Default Login info can be found at myLangara.ca

Regular Studies accounts remain active for an additional 2 semesters after the last taken class.

langara.ca/information-technology/accounts-passwords/student-accounts.html

SOCIAL

Instagram @langarafinearts


Facebook @Langara Fine Arts

Follow us as we use these channels for communicating about events, exhibitions, job opportunities, submission calls and alumni updates.

MEDIA STUDIO & INSTRUCTIONAL AND SOFTWARE SUPPORT

Students have access to LinkedIn Learning which has excellent tutorials to help with learning new software (formerly Lynda.com).

<https://langara.ca/information-technology/it-services/teaching-learning-tools/linkedin-learning.html>



Lockers & Supplies

LOCKERS

Lockers are only available for Fine Arts Program students who are currently enrolled in face to face studio classes.

Lockers are located in the corridor of the Drawing (A046) and Painting (A049) Studios and are available for rental at the beginning of the Fall, Spring and Summer semesters. Combination locks are included with each locker. If you want to use your own lock, please bring this to our Studio Coordinator's attention. Otherwise any unidentified locks will be removed. Lockers are provided for the safekeeping of one's valuables. Please do not leave purses, wallets, coats, etc. in studios unattended.

HOW TO RENT A LOCKER

Lockers are rented from Rita Yip, Studio Coordinator at a cost of \$10.00 per term, cash only.

To organize a rental please email:
ritayip@langara.ca

CLEARING OUT LOCKERS

Lockers must be cleared out after exam week. (ie: Fall term: December, Spring term: April and Summer term: June.) Notices will be posted with the deadline dates a few weeks before the end of each semester. After the deadline has passed, all items left in lockers will be discarded. The Fine Arts Department at any given time assumes no responsibility for items left in lockers. If you are a returning student and would like to keep your locker for the following term, ensure you pay Rita before the end of the deadline. You will not have to empty your belongings if you have paid for the following term. Storing articles on top of lockers is prohibited by order of the Fire Marshall, and the items will be removed.

SUPPLIES AND EQUIPMENT

No supplies are issued without authorization from the Instructor. Students are responsible for any tools, equipment, etc. borrowed from the workshop or any studio. If lost, stolen, etc., the student will be required to replace the article for which they assumed responsibility, and grades may be withheld until this is done.

Langara is one of the few colleges that gives out supplies. Please use paper, tag paper, mat board and other supplies carefully and do not waste.



Library

LANGARA LIBRARY

The Langara Library and Learning Commons includes study spaces and browsing access to the library resources. Research and writing help is offered both online and in-person.

Visit the Library and Learning Commons website for more details about opening hours and services. For writing help, check the Writing Centre website for information on how to book a session with a tutor or submit writing for feedback.

For support with library research in your Fine Arts Classes contact:

Suzanne Cowan - Creative Arts Librarian
suzannacowan@langara.ca

POP UP LIBRARY

Throughout the term, following "Artist Talks", the Creative Arts Librarian, Suzanne Cowan, will be offering additional resources to expand upon each artist's practice. Study Guides for each talk are available on the Library website, under

Assignment Help, "Fine Arts, (applicable year) Speaker Series".



Awards, Bursaries, Scholarships

Information and applications for student loans, scholarships, bursaries, and awards can be obtained online at: <https://langara.ca/financial-aid>

For more information, email: finaid@langara.ca

BURSARIES

Specific bursaries are open to students enrolled in the Fine Arts Program. Only one application is required for all applicable bursaries. Applications can be accessed online through: <https://langara.ca/financial-aid/all-bursaries-scholarships-awards/langara-bursaries>

Bursaries are non-repayable funds awarded to eligible students who apply and demonstrate financial need. Please note that if you are eligible for a bursary, these funds will not be awarded until near the end of term (ie: Bursary funds should not be counted on to pay for tuition or books).

Bursary recipients must:

- satisfy specific requirements of Bursary (see below)
- be Canadian citizens, permanent residents, or protected persons with proof of status
- be enrolled in a minimum of nine credits (six credits for students with a registered disability)
- be in good academic standing

FINE ARTS BURSARIES

Barry Holmes Memorial Bursary is a Spring semester bursary for any full-time second-year Fine Arts student enrolled in a minimum of 15 credits. Students must demonstrate financial need. \$1200.

Brisbin Baker Fund is a bursary available any term for Fine Arts students who are registered in at least nine credits and demonstrate financial need. Two awards, \$1750 each.

SCHOLARSHIPS

Langara College scholarships and awards are intended to recognize and support the outstanding achievement of our students. Scholarship and award recipients must satisfy all criteria specified by the donor (see below). Both domestic and international students are considered eligible. Applications are only required for the Joanne Zabudsky Memorial Scholarship and the Joe Average Community Service Award (see below). All other Scholarships/Awards are determined by faculty in relation to work shown in the Graduation Exhibition and/or at the end of first year (ie: Scott Plear Drawing Scholarship).

FINE ARTS SCHOLARSHIPS/AWARDS

Scott Plear First Year Drawing Scholarship is awarded to recognize a student who has consistently demonstrated outstanding achievement in first year drawing courses. Any Langara College Fine Arts Program Student who has successfully completed a first-year drawing course (either FINA 1120 - Introduction to Drawing I or FINA 1220 - Introduction to Drawing II) is eligible. \$700, Issued in May.

Joanne Zabudsky Memorial Scholarship is awarded to a second year Fine Arts student who is female identifying, has a relationship to athletics and has a history of contributing to the local community. \$1000, Issued in April. (Note: Application Required, submitted in March).

David Lambert Memorial Scholarships are awarded to Fine Arts students who demonstrate outstanding achievement. The David Lambert Memorial Scholarships fund the following awards:

Functional Ceramics Award: Avery Huyghe/Jack Diggle Memorial Award is given to a second year ceramics student who participates in the graduating exhibition, is judged to be the most outstanding in the area of functional ceramics and shows the most promise. \$700, Issued in May.

Sculptural Ceramics Award: Tommy Kakinuma Memorial Award is given to a second year ceramics student who participates in the graduating exhibition, is judged to be the most outstanding in the area of sculptural ceramics and shows the most promise. \$700, Issued in May.

Both the **Functional** and **Sculptural** Ceramic Awards are further supplemented by a summer ceramics residency at the Shadbolt Centre of the Arts, funded by the North West Ceramics Foundation, and an exhibition and membership at the Craft Council of BC.

Print Media Award:

Bill Watson Memorial Award is given to a second year printmaking student who participates in the graduating exhibition. The candidate is judged to be the most outstanding in the area of printmaking and shows the most promise. \$700, Issued in May. This award is further supplemented by access to a local print studio during the Summer months. Past donors have included Dundarave Print Studio and Malaspina Printmakers.

Powell Family Award is given to graduating students registered part-time or full-time in fine arts. Recipients will have demonstrated experimentation, risk taking, and/or challenging themselves, material knowledge, technique, and application of skills, and have participated within the community/studio. Funds from this award contribute to the following awards:

Langara Fine Arts Drawing Award is given to a student who is currently registered in their final term of, or who recently graduated from, the Diploma in Fine Arts. The recipient would have participated in the Graduation Exhibition and demonstrated experimentation, risk taking, and/or challenged themselves within the discipline of drawing. \$700, Issued in May.

Langara Fine Arts Design Award is given to a student who is currently registered in their final term of, or who recently graduated from, the Diploma in Fine Arts. The recipient would have participated in the Graduation Exhibition and demonstrated experimentation, risk taking, and/or challenged themselves within the discipline of design. \$700, Issued in May.

Langara Fine Arts Painting Award is given to a student who is currently registered in their final term of, or who recently graduated from, the Diploma in Fine Arts. The recipient would have participated in the Graduation Exhibition and demonstrated experimentation, risk taking, and/or challenged themselves within the discipline of painting. \$700, Issued in May.

Langara Fine Arts Media Award is given to a student who is currently registered in their final term of, or who recently graduated from, the Diploma in Fine Arts. The recipient would have participated in the Graduation Exhibition and demonstrated experimentation, risk taking, and/or challenged themselves within the discipline of print media. \$700, Issued in May.

Langara Fine Arts Sculpture Award is given to a student who is currently registered in their final term of, or who recently graduated from, the Diploma in Fine Arts. The recipient would have participated in the Graduation Exhibition and demonstrated experimentation, risk taking, and/or challenged themselves within the discipline of sculpture. \$700, Issued in May.

Langara Fine Arts Program Award is given to a student who is currently registered in their final term of, or who recently graduated from, the Diploma in Fine Arts. The recipient would have participated in the Graduation Exhibition and demonstrated experimentation and rigour across studio disciplines and/or offered an exceptional dedication to community building in the Program. \$700, Issued in May.

Respect and Awareness

It is important for students to feel safe in their learning environment. We do not all believe the same things or do things the same way. Therefore, we will have to work every day to adjust to each other and cultivate spaces of mutual respect.

Here are three important points that can positively shape the creative and educational space that we share:

- 1. Cultural Humility**
- 2. Cultural Safety**
- 3. Studio Etiquette**

1. Cultural Humility

A process of life-long curiosity, learning, and self-reflection on personal, community and cultural differences. It is an attitude of humility when trying to understand another person.

2. Cultural Safety

A process of respectful engagement which recognizes power imbalances and strives to eliminate oppression and discrimination based on systemic or cultural inequalities relating to gender, ethnicity, sexuality, ability, spirituality, etc.

3. Studio Etiquette / Shop Rules

A learned set of attitudes and habits which create a safe, clean, organized, and positive studio environment.

CLASS CRITIQUES AND DISCUSSIONS

Principles for Constructive Engagement

1. You don't know what you don't know: strive for intellectual humility.
2. Everyone has an opinion. Opinions are not the same as informed knowledge.
3. Let go of personal anecdotal evidence and look at broader socio-political patterns.
4. Notice your own defensive reactions, and attempt to use these reactions as entry points for gaining deeper self-knowledge. (i.e: having good intentions)
5. Recognize how your own subject position (such as your race, class, gender, sexuality and ability-status) informs your reaction to your Instructors, fellow students and artists' work that you study.

- from "Is Everyone Really Equal", An introduction to key concepts in Social Justice Education, Ozlem Sensoy & Robin DiAngelo

2SLGBTQIA+

snəweyēlelərh Langara strives for a sense of inclusion and belonging for all our community members. In this regard, it's important to note that sex, gender identity and expression, and sexual orientation are all protected grounds not only under Langara's Human Rights Policy (B3008) and Langara's Respectful Workplace Policy (D1007), but also under the BC Human Rights Code

RESOURCES:

Langara 2SLGBTQ+ Support Circle

- Langara 2SLGBTQI+ Support Circle for students is a place where 2SLGBTQI+ people can come together as a community and share their knowledge, wisdom, and life experiences with one another.

Trans Care BC Support Tools

- Resources include foundational knowledge, how to provide gender-inclusive services, how to support gender diverse Indigenous and Two-Spirit people, and how to support children, youth, and their families.

Trans Lifeline

- Trans Lifeline provides trans peer support for our community that's been divested from police since day one. Run by and for trans people.

AT THE COLLEGE

Gender Neutral washrooms are located in A Building on the main floor next to theatres A136b and A122b. In the B Building, they are located across from B146a and on the 2nd floor next to the elevators.

For maps and further information, check our **Langara's Health Services** website for 2SLGBTQIA+ resources

MOSAIC "I belong Program"

- I Belong is a program welcoming all LGBTQIA2+ refugees and newcomers, providing a safe space to connect and receive personalized support.

DIVERSEcity: LGBTQ+ Newcomer Services

- DIVERSEcity is here to support LGBTQ+ newcomers on their settlement journey with free one-on-one support services or peer group support.

Cultural Humility

HELPFUL DISTINCTIONS WHEN DEALING WITH CULTURALLY SPECIFIC CONTENT:

Culture: the customary beliefs, social forms, and material traits of a racial, religious, or social group.

Humility: freedom from pride or arrogance; aware of own strengths and weaknesses.

Cultural humility is based on cultivating an interpersonal stance that is other-oriented and respectful of aspects of cultural identity that are important to those that surround you. Cultural humility focuses on self-humility rather than achieving a state of knowledge or awareness.

Cultural sharing has more or less a temporary nature such as being invited to carve a totem pole, or wearing another cultures traditional clothing at a ceremony.

Cultural diffusion and exchange is an interesting moment where communities and cultures make choices to share their traditions from a position of more or less equality, understanding, and mutual respect.

Cultural appropriation involves an element of inequality, when a person with higher rank/status/power simply takes what they want because they have the privilege to do so. It usually involves little respect or understanding of what is being taken.

In her presentation, Cultural Appropriation or Cultural Appreciation: exploring the fine line, Adrienne Keene suggests the ideas: 1. Be invited; 2. Follow your hosts lead; and, 3. Respect boundaries, when it comes to engaging in another culture.

“The outrage expressed by Aboriginal people in the face of cultural appropriation cannot be understood outside of the historical context of colonialism in which the loss of culture began.”
– Vanessa Udy

Video Resources (On Youtube)

1. Cultural Appropriation or Cultural Appreciation: Exploring the Fine Line, Dr Adrienne Keene (Cherokee Nation scholar, writer, blogger and activist)
2. Seven Myths about Cultural Appropriation DEBUNKED! Decoded, MTV News
3. Dr. Robin DiAngelo discusses “White Fragility: Why It’s So Hard for White People to Talk About Racism”

Readings

Cultural Appropriation of Indigenous Peoples in Canada, The Canadian Encyclopedia

Udy, Vanessa, The Appropriation of Aboriginal Cultural Heritage: Examining the Uses and Pitfalls of the Canadian Intellectual Property Regime

Conflict and Concern

STANDARDS OF STUDENT CONDUCT

The College and the department have processes in place to ensure that your educational experience here is enjoyable and productive. This includes a Code of Conduct that applies to all students on the campus. Please refer to the College website for more detailed information.

langara.ca/student-services/
Office of Student Support, Rights and
Responsibilities

If you have any issues involving anyone in the college community who is negatively affecting your educational experience at the college, please follow these steps in the order presented for resolution:

1. If you are able, speak directly with the party of concern (sometimes it's just an oversight or a misunderstanding and can be easily resolved by drawing it to their attention.)

If that is not possible, or your concerns remain unresolved, contact:

1. Fine Arts Department Chair, Aurora Landín
alandin@langara.ca

2. The Office of Student Support, Rights and Responsibilities (SSRR)
Office Location: T Building, Room T205 / T206

SSRR works with students to resolve concerns involving other students (e.g. bullying, harassment, intimidation) and provides information to Langara students about College policies, rules and regulations in an effort to support a safe and respectful learning environment.

Accessibility & Counselling

ACCESSIBILITY SERVICES (B Building, B146)

Accessibility Services works with students with disabilities to arrange appropriate support services on a case-by-case basis. Students are required to register with Accessibility Services, provide appropriate documentation, and sign a disclosure consent form. Personal information regarding a student's disability is collected, used, disclosed, secured, and disposed of in accordance with the BC Freedom of Information and Protection of Privacy Act (FIPPA).

To schedule an intake or follow-up appointment, please email: accessibilityservices@langara.ca or call Reception at 604.323.5509.

COUNSELLING (B Building, B111)

Counselling Services is proud to provide support for all students at Langara College in their mental health and academic success. We encourage you to explore our services provided and reach out today.

Our services include:

- Individual personal, educational, and career counselling and advising
- Counselling Services Online Support Group
- Student Success Workshops
- Course Planning Sessions
- Consultations with faculty and staff

How to book an appointment:

Email: counselling@langara.ca or call 604.323.5221



Mental Health & Wellness

Below you will find a collection of links and resources on topics related to mental health and wellness. We hope you will find these resources helpful. You are invited to book an appointment to speak with a Langara Councillor about any of these concerns.

Local Resources

Distress Lines provide confidential, non-judgmental, free emotional support 24 hours a day, 7 days a week for people experiencing feelings of distress or despair, including feelings which may lead to suicide. They are there for you if you feel worried, upset or confused, or you just want to talk to someone. You don't have to be suicidal to call.

Vancouver: 604-872-3311 (24 hours/day)

Outside the Lower Mainland: 1-800-784-2433 (1-800-suicide)

Burnaby/New West/Surrey: 604-951-8855 (24 hours/day)

Outside the Lower Mainland: 1-877-820-7444 (24 hours/day)

Richmond (Chimo): 604-279-7070 (8am to midnight)

The Crisis Centre of BC also offers an online chat line from: noon to 1am at www.crisiscentrechat.ca for adults or www.youthinbc.com for youth. For more information visit: www.crisiscentre.bc.ca/get-help

Are you the victim of a crime? These resources can help:

Victim LINK

Victim Link provides 24 hour, province-wide, toll-free phone line for crisis support and information and referral to all victims of crime.

The Red Book Online

Contact: 1.800.563.0808

The most complete online guide to community, social, and government agencies Services across the Lower Mainland.

Victim Services Unit – (604) 717-2737

The Vancouver Police Department Victim Services Unit (VSU) provides assistance to victims of all types of crime and other traumatic incidents in the City of Vancouver.

A&D Referral Line

Provides Support, information, and referral for addiction issues.
(604)- 660-9382

Vancouver Rape Relief and Women's Shelter

www.rapere reliefshelter.bc.ca

24-hour: 604-872-8212

TTY (9 am to 9 pm): 604-877-0958

The Vancouver Rape Relief and Women's Shelter provides free, confidential support services for those who have experienced sexual and physical violence. This organization operates a 24-hour rape crisis line among other services.

Student Services

Indigenous Education & Services

Email: indigenous@langara.ca
604.323.5645

Gathering Space (C Building, C140)

The Indigenous Gathering Space, which opened its doors in 2010, is a rich, welcoming, multi-purpose environment for Indigenous students to connect while at the College.

Space: The Gathering Space includes various amenities such as a computer lab, kitchen, lounge area and study space. The area is designed for rest and relaxation should students need or want to escape from the bustling College halls. This space promotes opportunities for students to connect with friends, old and new.

Culture: The space features cultural pieces from Indigenous artist Debra Sparrow, a member of Musqueam and we also have an Elder in Residence in the space Tue-Thur (10:00am to 2:00pm).

Support: We have Indigenous Liaison Counsellors who respond to the needs of the students by encouraging their educational success and personal growth. The Indigenous Liaison Counsellors work out of the Counselling Services department (B Building, B111) and they offer free and confidential academic, career, and personal counselling.

Events: Indigenous activities and events happen throughout the year within the Gathering Space and across campus. (see College Calendar for events)

International Education Department

General Information: www.langara.ca/global
General email: international@langara.ca
604.323.5023

Langara Global offers International Students a central service resource for information and support, including immigration and non academic advising, engagement and volunteer opportunities, international work or study opportunities. If you have any questions, contact your International Coordinator or during a virtual drop-in-session. You can also follow us @langaraglobal to learn more.

Student Union & Clubs

LANGARA STUDENT UNION

Throughout the year, LSU committees organize a variety of events and resources for the Student body. Councillors and Advisors work closely with Committees to contribute to a dynamic learning experience by organizing events, workshops, & speakers, lobby various levels of government on behalf of students, and continue to expand or enhance services to its members. The Student Union building is located behind the 'C' Building.



Learn more: www.langarasu.ca
604.324.3881 ext.0

The HUB (A Building, A140)

The Office for Student Engagement (OSE), also known as The Hub, coordinates fun and engaging programming beyond the classroom that builds leaders and community at the same time. The programs and activities hosted by the Hub, are a great way to connect with other students and the College community.

General Questions and Comments:

volt@langara.ca

Student clubs: clubs@langara.ca

Volunteering and VOLT Program: volt@langara.ca

Back to School events: nso@langara.ca

Local Art Community

Remember that your study of visual art continues beyond the walls of the College. We encourage you to explore and support the vibrant art community that surrounds you in Vancouver. Opportunities for viewing exhibitions, volunteering and learning more about contemporary art are available at a number of surrounding galleries and organizations. Feel free to check in with your Studio Instructors for more information on local events and ways to get involved in your surrounding community.

@LANGARAFINEART

Information on upcoming events and opportunities for students via Instagram

INSTANTCOFFEE.ORG

For listings on local exhibitions, talks, events and submission calls, sign up for a weekly mailing list via: instantcoffee.org

ALLIANCE FOR ARTS allianceforarts.com

For information on volunteer, job and other art related opportunities:

SELECTED GALLERIES & ARTIST RUN CENTRES

Check gallery websites for further information on opening hours

221A

221a.ca

Access Gallery

accessgallery.ca

222 E. Georgia St Vancouver

Art Gallery at Evergreen

evergreenculturalcentre.ca/exhibit/
1205 Pinetree Wy #1, Coquitlam

Artspeak

artspeak.ca

233 Carrall Street, Vancouver

Audian Gallery (SFU Woodward's)

sfu.ca/galleries/audain-gallery/
149 West Hastings, Vancouver

Burnaby Art Gallery

burnabyartgallery.ca
6344 Deer Lake Ave, Burnaby

Contemporary Art Gallery

contemporaryartgallery.ca
555 Nelson Street, Vancouver

Centre A

centrea.org
205-268 Keefer St., Vancouver

Catriona Jeffries Gallery

950 E Cordova St
catrionajeffries.com

Craft Council of BC Gallery

<http://craftcouncilbc.ca/ccbc-gallery/>
1386 Cartwright Street
Granville Island, Vancouver

Equinox Gallery

equinoxgallery.com
525 Great Northern Way, Vancouver

Fraser Valley Potters Guild

Kwantlen Polytechnic University
Ceramics Studio, Spruce 138

Grunt Gallery

grunt.ca
350 E 2nd Ave, Vancouver

Malaspina Printmakers

malaspinaprintmakers.com
1555 Duranleau St, Vancouver

Republic Gallery

republicgallery.com
732 Richards St, Third Floor,
Vancouver

Richmond Art Gallery

richmondartgallery.org
7700 Minoru Gate, Richmond

Surrey Art Gallery

surrey.ca/culture-recreation/1537.aspx
13750 88 Ave, Surrey

Museum of Anthropology

moa.ubc.ca
UBC, 6393 NW Marine Dr, Vancouver

New Media Gallery

newmediagallery.ca
777 Columbia St, New Westminster

Or Gallery

orgallery.org
236 E Pender Street, Vancouver

Unit Pitt Projects

helenpittgallery.org

Unit 17

unit17.org
207 W Hastings St Suite 310, Van

Vancouver Art Gallery

vanartgallery.bc.ca
750 Hornby Street, Vancouver

VIVO Media Arts

vivomediaarts.com
2625 Kaslo St, Vancouver,

Western Front

front.bc.ca
303 8 AVE E, Vancouver

Wil Aballe Art Projects (WAAP)

waapart.com
688 E Hastings St, Vancouver



art + design + intensive + studio
+ hands-on + community