



Members:

Antonella Alves
Linda Arnold
Lynn Carter
Laura Cullen
Deanna Douglas
Jesse Embree
Martin Gerson
Marg Heldman
Ken Jillings
Terry Kornutiak
Wendy Low

Grace Makarewicz (absent)
Kevin Paul
Ken Pawlak
Brian Pendleton
Joanne Rajotte
David Ross, Chair
Roger Semmens
Doug Soo
Chris Vincent (absent)
Nancy Wickham

Guest:

Larry Xiong

1. REVIEW OF AGENDA

The agenda was approved as circulated.

2. REVIEW OF MINUTES AND BUSINESS ARISING

a) Draft Minutes of the Meeting held on November 18, 2008

The minutes were approved as circulated.

3. ACTION ITEMS

Nil.

4. CURRICULUM ITEMS

a) Education Council Meeting held November 4, 2008

L. Cullen noted that Education Council approved the curriculum for the Bachelor of Performing Arts program and everything is in place, including admission requirements, for student intake.

As part of a retention initiative to encourage students to complete their first two years at Langara, Geography and Chemistry have added new second-year courses. There are no items with financial implications.

It was moved by L. Cullen, seconded by L. Carter

THAT, the Summary Report for the Education Council meeting held November 4, 2008 be received.

Carried.

5. INFORMATION ITEMS

a) VANOC

N. Wickham distributed a document at the table titled "Suggestions for Community Contributor Emblem Usage Received from Langara Council, December 2008" (as attached to these minutes) and highlighted the suggestions received from Council members. After much discussion, it was agreed that a form of the document be posted on the Langara website in order to ensure that VANOC guidelines on emblem usage and the approval process are understood by all college employees. Two VANOC documents titled "Community Contributor Contained Emblem Graphic Standards" and "Protecting the Brand" are available on the employee intranet.

b) **Accountability Reports: Presentation of Survey Results**

L. Xiong referred to an information package distributed at the table (as attached to these minutes) and provided an overview of various student survey results. These reports are presented annually at the Administration and Finance Committee of the College Board and more detailed reports are available at the Institutional Research page on the Langara website. In response to a question, L. Xiong noted that he would create a graph that shows the breakdown of Langara's successful transfer students to the three major universities over the past three years.

c) **Release of Operating Capital Budgets**

As noted at the Administration and Finance Committee meeting held on November 18, 2008, D. Douglas reported that Operating Capital has been released.

Other

Relative to a meeting with the Ministry held on November 24, 2008, D. Ross announced that the Ministry of Advanced Education (MAE) changed its name to the Ministry of Advanced Education and Labour Market Development (ALMD); work is complete on the Campus 2020 report; the incorporation of the Public Sector Employers' Council (PSEC) into the new Ministry of Advanced Education and Labour Market Development, and Robin Ciceri, Deputy Minister, as its Chair;; University Presidents Council of BC changed its name to Research Universities' Council of British Columbia (RUCBC) as a result of reorganization; the Capital Planning Secretariat, as part of Treasury Board, will be required to approve any new major capital requests and all requests will be considered together regardless if they are from education, health care, or transportation; and, two budget scenarios will be required next year – one more optimistic than the other.

There being no further discussion, the meeting was adjourned at 1045 hours.

Suggestions for Community Contributor Emblem Usage
Received from Langara Council, December 2008

Background:

The following are available on the College intranet (Employee Tab in myLangara):

- *Protecting the Brand*
- *Community Contributor Graphic Standards*
- Approval time is 10 days per cycle, and in many instances approvals take 2 cycles (web for example)
- The homepage and Vancouver 2010 Winter Olympic Games microsite have been approved, and emblem is posted.

The suggestions for emblem usage can be sorted into 4 categories:

The “no, we are not permitted to do this” category:

- resale items, eg Bookstore items
- Falcons’ uniforms
- promo items which don’t allow for the minimum emblem size (eg, pens)

The “yes, we are able to do this” category:

- letterhead (there are several letterhead versions in use)
- business cards
- College publications produced by CM (including web)
- Courseware
- Registration Guide
- HR recruitment advertising
- Specialty and premium items (bookmarks, shirts as gifts (not resale), etc.)

The “no, we are not able to do this *at this time*” category:

- emails for everyone (earliest would be next upgrade to Sun Java System CE 6.3)
- sign on west 49th Ave

The “yes, we are able to do this *but do we have the resources (fte and approval time) to do so*” category:

- internal course promotion posters
- selected use of the email graphic

2008 Accountability Presentation to the Langara Council

W. Larry Xiong
Institutional Research
December 2, 2008

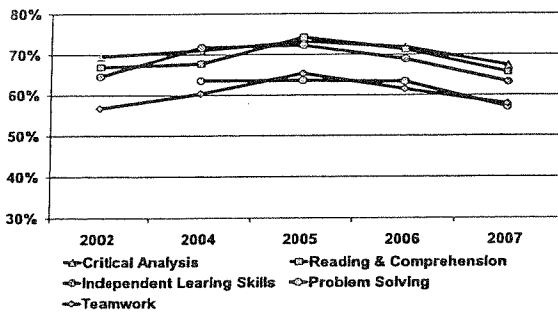
1

2007 Current Student Survey First Impressions

- ❖ Students attend Langara because:
 - 50% - "Langara offers the program/courses I want"
 - 45% - "The tuition rates suit me"
 - 41% - "I like the size of classes at Langara"
- ❖ On first impression, 43% found Langara to be 'welcoming and helpful'
- ❖ Given a chance to start over, 86% would 'definitely' or 'probably' attend Langara again

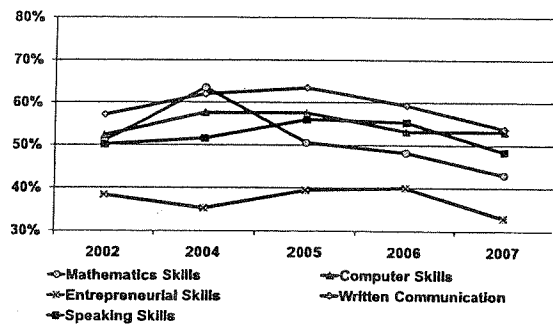
2

Current Student Survey
Higher Rated Skill Development Areas, 2002 - 2007



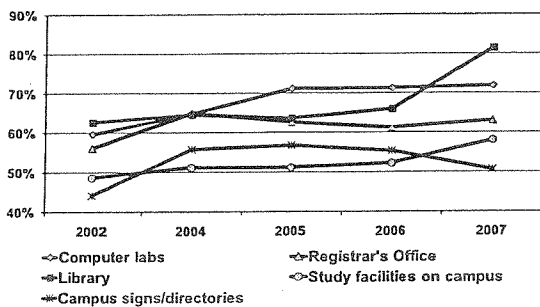
4

Current Student Survey
Lower Rated Skill Development Areas: 2002 - 2007



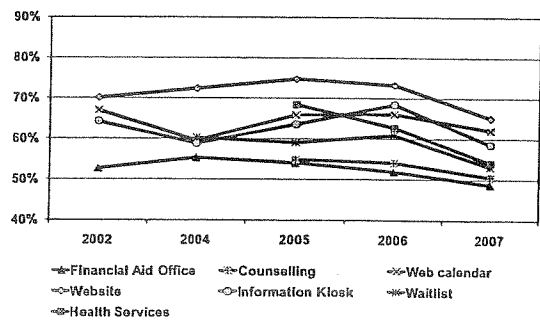
5

Current Student Survey
Most Improved Langara Services, 2002 - 2007

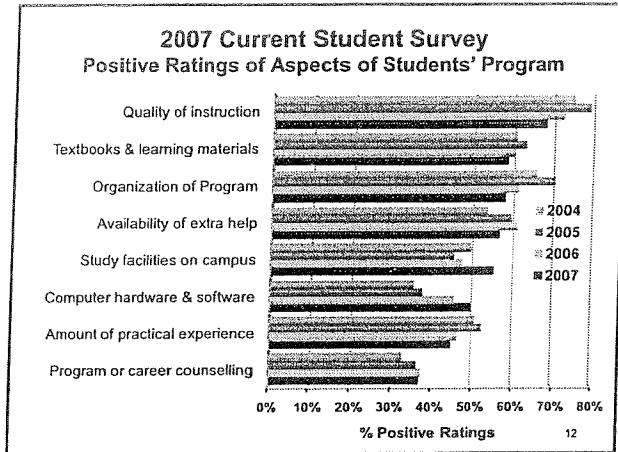


8

Current Student Survey
Langara Services with Declining Ratings, 2002 - 2007

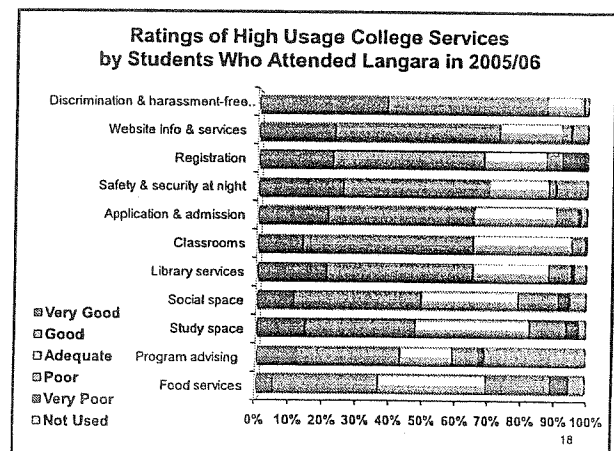
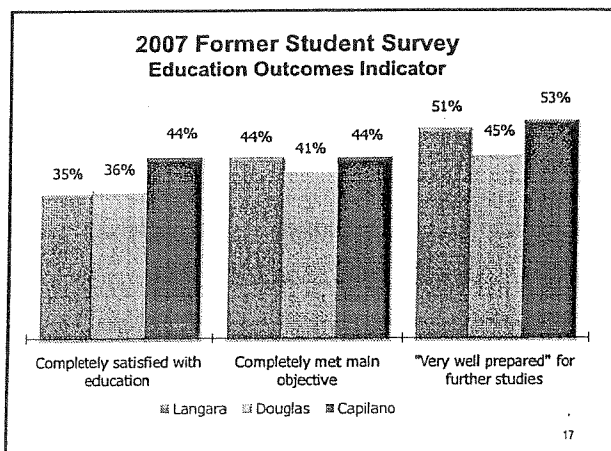
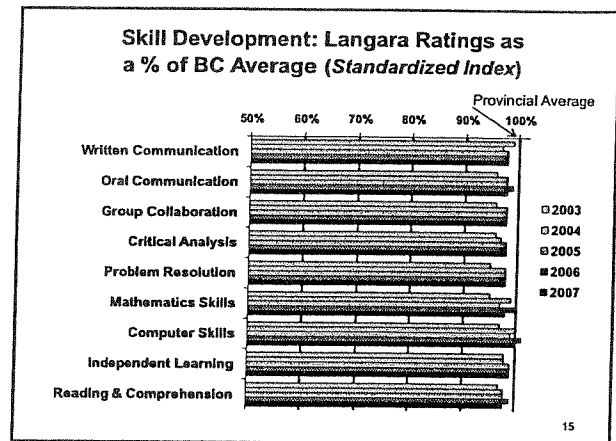
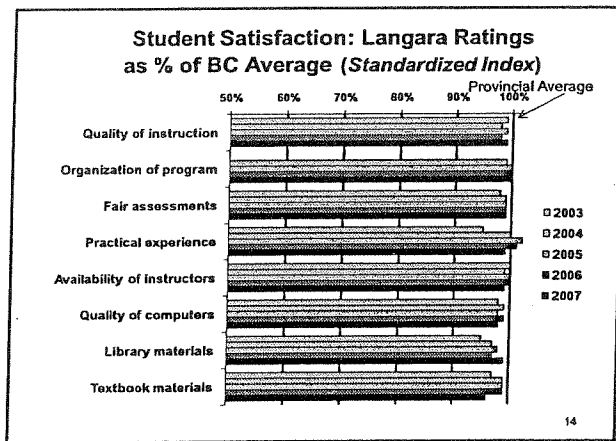


9



Provincial Former Student Outcomes Survey

- ❖ 2007 survey coverage: students who left Langara between July 2005 and June 2006.
 - > Respondents: 1,391
 - > Response rate: 57%
 - > Est. margin of error: 2% (19 out of 20)
- ❖ Student ratings required as performance measures in the Accountability Plan and Report



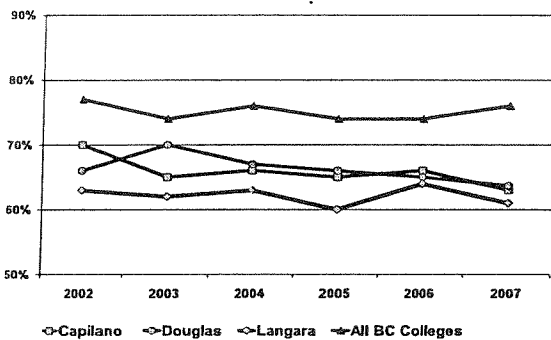
Langara College Accountability Plan and Report

- Every fiscal year, we are required to provide the Ministry with a report on our achievements of the last year and our goals for the next three years.
- Contains:
 - Institutional Overview
 - Planning and Operational Context
 - Goals, Objectives, Performance Measures, Targets & Results
 - Financial Reports and Projections
 - Student Contact Hours
- The Ministry has commended our design, accuracy and level of detail.

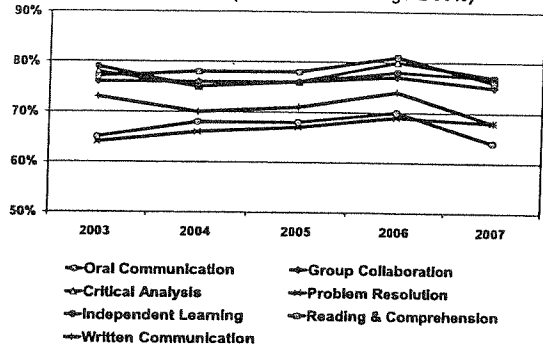
2008/09 Accountability Plan & Report Performance Measures: Former Student Outcomes

Performance Measure	Ministry Benchmark	Langara Ratings	Target Achieved?
Satisfaction with education	≥ 90%	96.1%	✓
Satisfaction with quality of instruction	≥ 90%	85.6%	✓
Satisfaction with transfer experience	System-level target ≥ 90%	87.9%	✓
Student Outcomes: Average Skill Gained	≥ 85%	75.8%	x
Student outcomes - unemployment	≤ 8.7%	7.5%	x
Usefulness of education in performing job	≥ 90%	61.4%	x

Performance Target Not Met in 2008/09
Usefulness of Education in Performing Job (Benchmark: 90%)



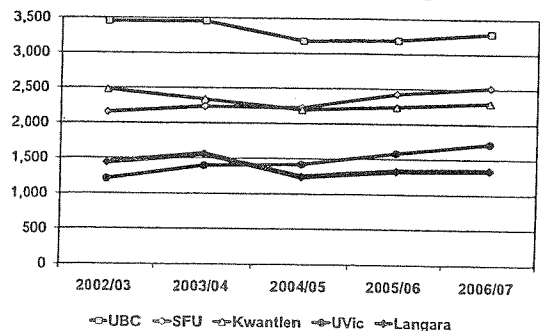
Performance Target Not Met in 2008/09
Skills Gained (Benchmark: Average ≥ 85%)



Transfer Information

- ❖ Langara participates in the BC Council on Admissions & Transfer (BCCAT) **Student Transitions Project**, which examines the mobility of students within BC's public education system
- ❖ SFU and Langara have also produced some independent research this year

Student Transitions
Direct Entry from Grade 12 to
BC Public Post Secondary: Top 5 Receiving Institutions



Student Transitions

Direct Entry from Grade 12 to Langara 2001/02-2006/07

- ❖ Langara accepted more direct-entry students than any other BC College or Institute
- ❖ 83% of BC secondary students who went to Langara did so within 1 year, and another 12% within 2 years.
- ❖ The most popular program areas for direct entry students: Arts & Sciences (89%); Visual, Performing & Fine Arts; and Business.
- ❖ Average high-school GPA of Langara direct-entry students: **72%** (Among Urban colleges: Highest -- Camosun 75%, Lowest -- VCC 71%).

