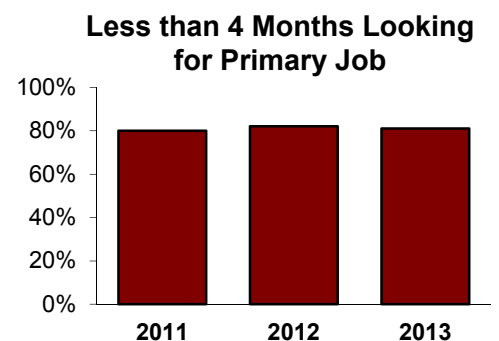
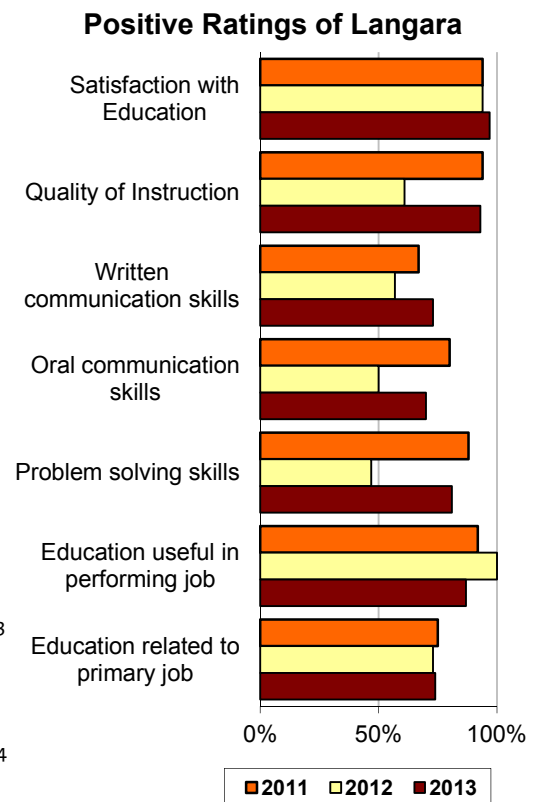
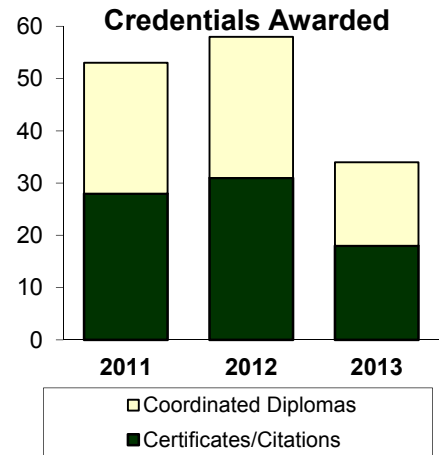


Student Outcomes Survey Performance Indicators

Social Services Worker

| | 2011 | 2012 | 2013 |
|--|------|------|------|
| Credentials Awarded | | | |
| Certificates/Citations | 28 | 31 | 18 |
| Coordinated Diplomas | 25 | 27 | 16 |
| Student Outcomes Survey Results | | | |
| Number of survey respondents | 16 | 18 | 31 |
| Current Activity | | | |
| Further studies | 63% | 56% | 35% |
| Employed full-time | 73% | 58% | 57% |
| Langara Education | | | |
| Satisfaction with Education | 94% | 94% | 97% |
| Quality of Instruction | 94% | 61% | 93% |
| Written communication skills | 67% | 57% | 73% |
| Oral communication skills | 80% | 50% | 70% |
| Critical analysis skills | 88% | 71% | 87% |
| Problem solving skills | 88% | 47% | 81% |
| Reading & comprehension skills | 75% | 61% | 94% |
| Group collaboration skills | 87% | 61% | 83% |
| Mathematics skills | 25% | n/a | n/a |
| Independent learning skills | 79% | 69% | 84% |
| Organization of program | 88% | 67% | 90% |
| Textbooks & learning materials | 75% | n/a | n/a |
| Library materials | 69% | n/a | n/a |
| Amount of practical experience | 94% | 78% | 84% |
| Courses were up to date | 88% | 72% | 84% |
| Courses were relevant to field | 94% | 67% | 97% |
| Employment | | | |
| Education useful in performing job | 92% | 100% | 87% |
| Education related to primary job | 75% | 73% | 74% |
| Further Education | | | |
| Transfer experience | mask | mask | mask |
| Related to Langara education | 100% | 100% | 91% |
| Prepared for further studies | 90% | 100% | 100% |



¹ At least 30 hours per week in their main job

² % of respondents who rated the item positively (e.g.: 'Well' or 'Very Well')

³ Among employed respondents only

⁴ Among respondents taking further studies only