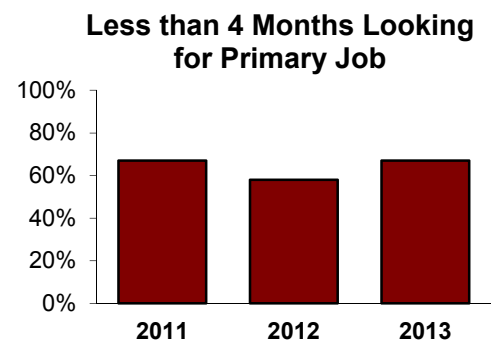
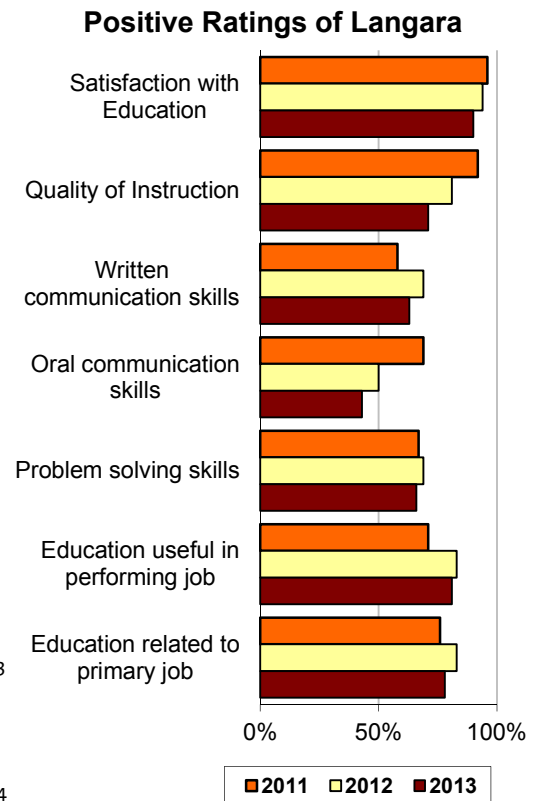
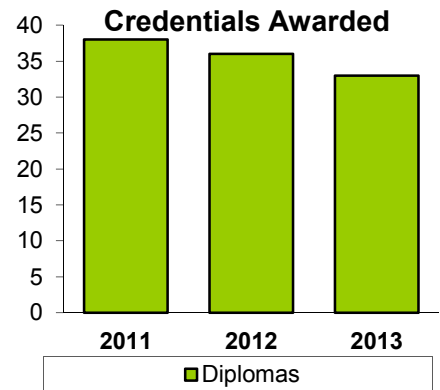


Student Outcomes Survey Performance Indicators

Library & Information Technology

	2011	2012	2013
Credentials Awarded			
Diplomas	38	36	33
Student Outcomes Survey Results			
Number of survey respondents	24	31	31
Current Activity			
Further studies	17%	19%	23%
Employed full-time	83%	62%	63%
Langara Education			
Satisfaction with Education	96%	94%	90%
Quality of Instruction	92%	81%	71%
Written communication skills	58%	69%	63%
Oral communication skills	69%	50%	43%
Critical analysis skills	86%	86%	77%
Problem solving skills	67%	69%	66%
Reading & comprehension skills	83%	84%	84%
Group collaboration skills	71%	69%	55%
Mathematics skills	60%	n/a	n/a
Independent learning skills	88%	83%	79%
Organization of program	79%	68%	61%
Textbooks & learning materials	67%	n/a	n/a
Library materials	91%	n/a	n/a
Amount of practical experience	71%	77%	65%
Courses were up to date	79%	74%	65%
Courses were relevant to field	88%	81%	77%
Employment			
Education useful in performing job	71%	83%	81%
Education related to primary job	76%	83%	78%
Further Education			
Transfer experience	mask	mask	mask
Related to Langara education	mask	mask	mask
Prepared for further studies	mask	mask	mask



¹ At least 30 hours per week in their main job

² % of respondents who rated the item positively (e.g.: 'Well' or 'Very Well')

³ Among employed respondents only

⁴ Among respondents taking further studies only