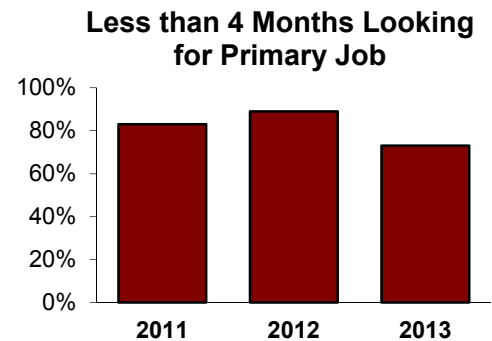
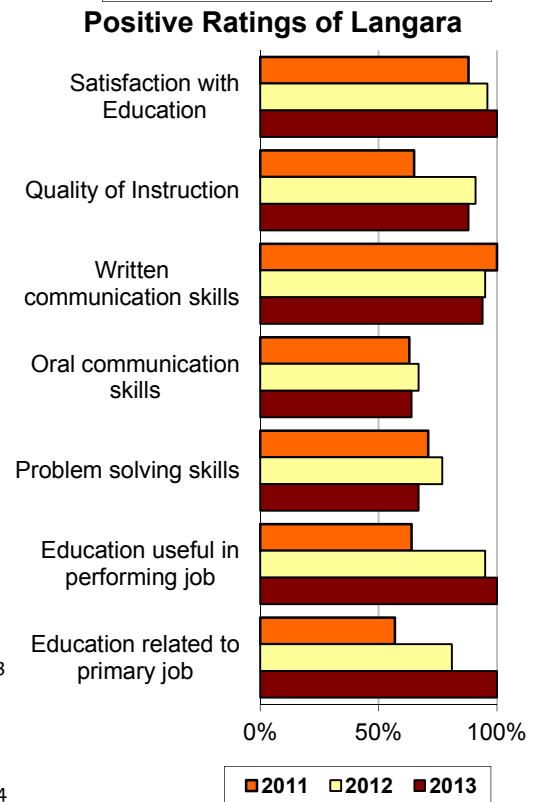
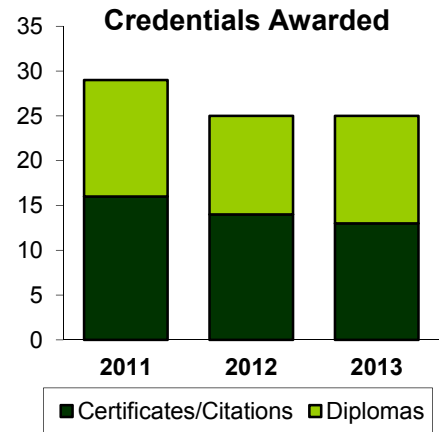


# Student Outcomes Survey Performance Indicators

## Journalism

	2011	2012	2013
<b>Credentials Awarded</b>			
Certificates/Citations	16	14	13
Diplomas	13	11	12
<b>Student Outcomes Survey Results</b>			
Number of survey respondents	18	23	16
<b>Current Activity</b>			
Further studies	39%	26%	19%
Employed full-time	93%	100%	100%
<b>Langara Education</b>			
Satisfaction with Education	88%	96%	100%
Quality of Instruction	65%	91%	88%
Written communication skills	100%	95%	94%
Oral communication skills	63%	67%	64%
Critical analysis skills	82%	86%	81%
Problem solving skills	71%	77%	67%
Reading & comprehension skills	81%	86%	94%
Group collaboration skills	88%	91%	100%
Mathematics skills	11%	n/a	n/a
Independent learning skills	82%	86%	80%
Organization of program	67%	70%	63%
Textbooks & learning materials	59%	n/a	n/a
Library materials	31%	n/a	n/a
Amount of practical experience	83%	87%	81%
Courses were up to date	50%	74%	69%
Courses were relevant to field	67%	87%	81%
<b>Employment</b>			
Education useful in performing job	64%	95%	100%
Education related to primary job	57%	81%	100%
<b>Further Education</b>			
Transfer experience	mask	mask	mask
Related to Langara education	mask	mask	mask
Prepared for further studies	mask	mask	mask



<sup>1</sup> At least 30 hours per week in their main job

<sup>2</sup> % of respondents who rated the item positively (e.g.: 'Well' or 'Very Well')

<sup>3</sup> Among employed respondents only

<sup>4</sup> Among respondents taking further studies only