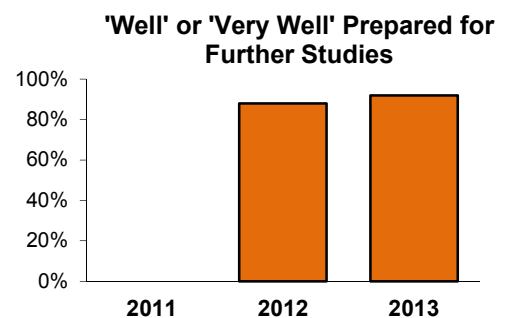
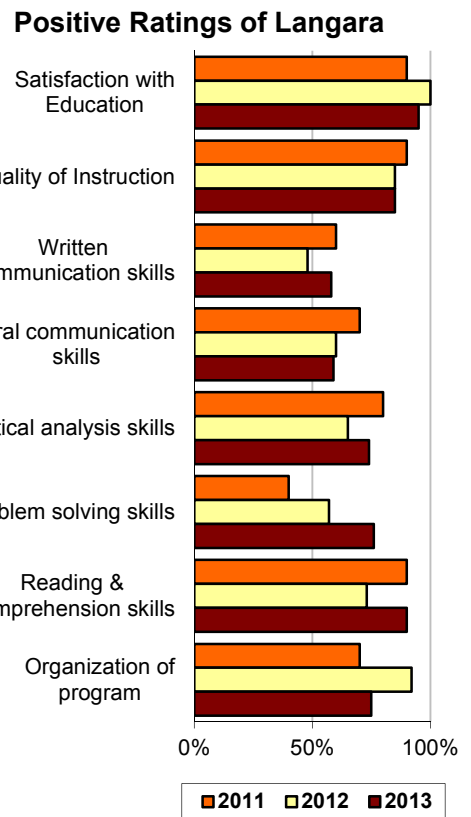
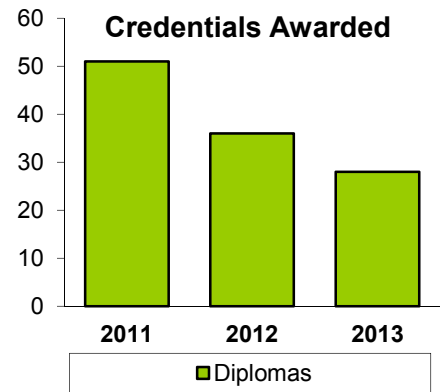


# Student Outcomes Survey Performance Indicators

## Student Outcomes Performance Indicators:

### Human Kinetics

	2011	2012	2013
<b>Credentials Awarded</b>			
Diplomas	51	36	28
<b>Student Outcomes Survey Results</b>			
Number of survey respondents	10	26	20
<b>Current Activity</b>			
Further studies	70%	96%	75%
Employed full-time	33%	17%	50%
<b>Langara Education</b>			
Satisfaction with Education	90%	100%	95%
Quality of Instruction	90%	85%	85%
Written communication skills	60%	48%	58%
Oral communication skills	70%	60%	59%
Critical analysis skills	80%	65%	74%
Problem solving skills	40%	57%	76%
Reading & comprehension skills	90%	73%	90%
Group collaboration skills	mask	73%	83%
Mathematics skills	mask	n/a	n/a
Independent learning skills	78%	69%	75%
Organization of program	70%	92%	75%
Textbooks & learning materials	80%	n/a	n/a
Library materials	60%	n/a	n/a
Amount of practical experience	44%	54%	63%
Courses were up to date	90%	92%	89%
Courses were relevant to field	100%	96%	95%
<b>Employment</b>			
Education useful in performing job	mask	56%	54%
Education related to primary job	mask	50%	38%
<b>Further Education</b>			
Transfer experience	mask	89%	100%
Related to Langara education	mask	92%	73%
Prepared for further studies	mask	88%	92%



<sup>1</sup> At least 30 hours per week in their main job

<sup>2</sup> % of respondents who rated the item positively (e.g.: 'Well' or 'Very Well')

<sup>3</sup> Among employed respondents only

<sup>4</sup> Among respondents taking further studies only