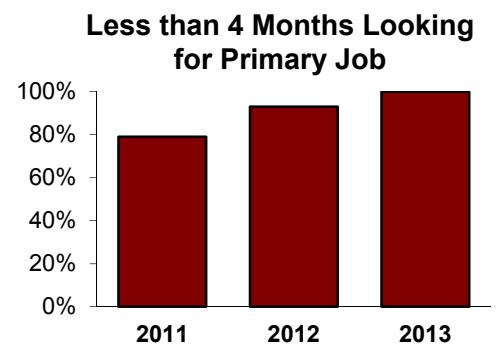
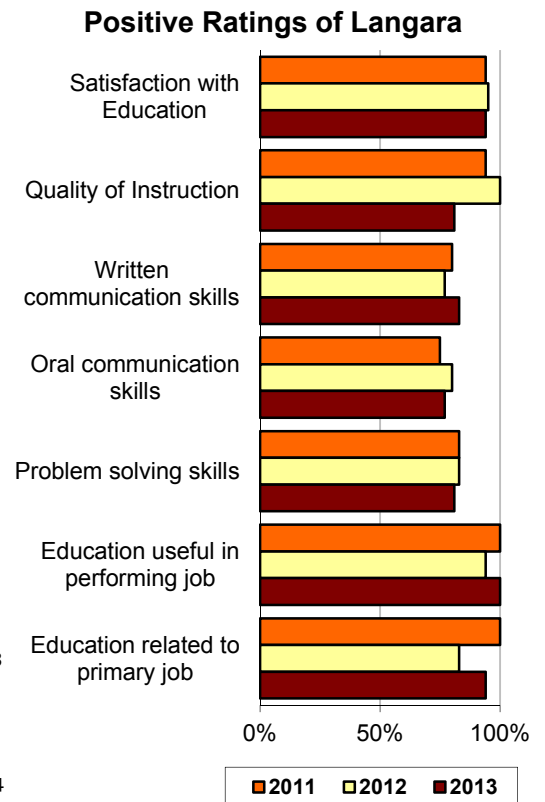
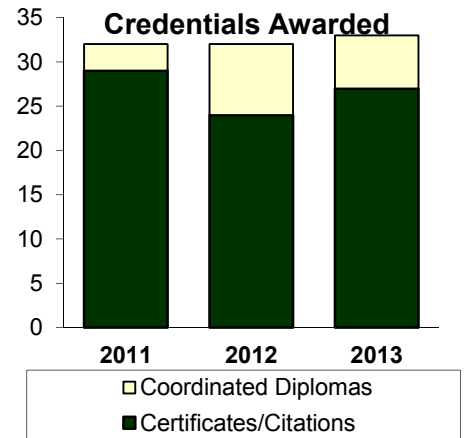


# Student Outcomes Survey Performance Indicators

## Education Assistant

	2011	2012	2013
<b>Credentials Awarded</b>			
Certificates/Citations	29	24	27
Coordinated Diplomas	3	8	6
<b>Student Outcomes Survey Results</b>			
Number of survey respondents	18	19	16
<b>Current Activity</b>			
Further studies	6%	21%	19%
Employed full-time	64%	83%	94%
<b>Langara Education</b>			
Satisfaction with Education	94%	95%	94%
Quality of Instruction	94%	100%	81%
Written communication skills	80%	77%	83%
Oral communication skills	75%	80%	77%
Critical analysis skills	78%	94%	81%
Problem solving skills	83%	83%	81%
Reading & comprehension skills	94%	94%	81%
Group collaboration skills	94%	100%	87%
Mathematics skills	31%	n/a	n/a
Independent learning skills	82%	94%	80%
Organization of program	89%	89%	69%
Textbooks & learning materials	61%	n/a	n/a
Library materials	88%	n/a	n/a
Amount of practical experience	89%	100%	100%
Courses were up to date	89%	95%	88%
Courses were relevant to field	94%	100%	75%
<b>Employment</b>			
Education useful in performing job	100%	94%	100%
Education related to primary job	100%	83%	94%
<b>Further Education</b>			
Transfer experience	mask	mask	mask
Related to Langara education	mask	mask	mask
Prepared for further studies	mask	mask	mask



<sup>1</sup> At least 30 hours per week in their main job

<sup>2</sup> % of respondents who rated the item positively (e.g.: 'Well' or 'Very Well')

<sup>3</sup> Among employed respondents only

<sup>4</sup> Among respondents taking further studies only