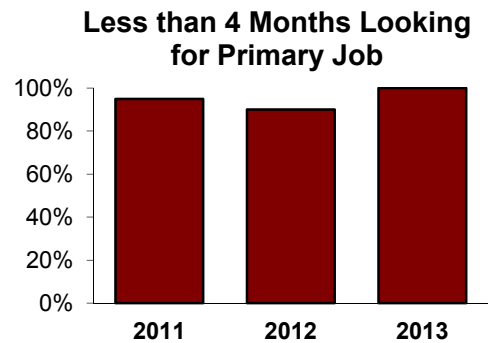
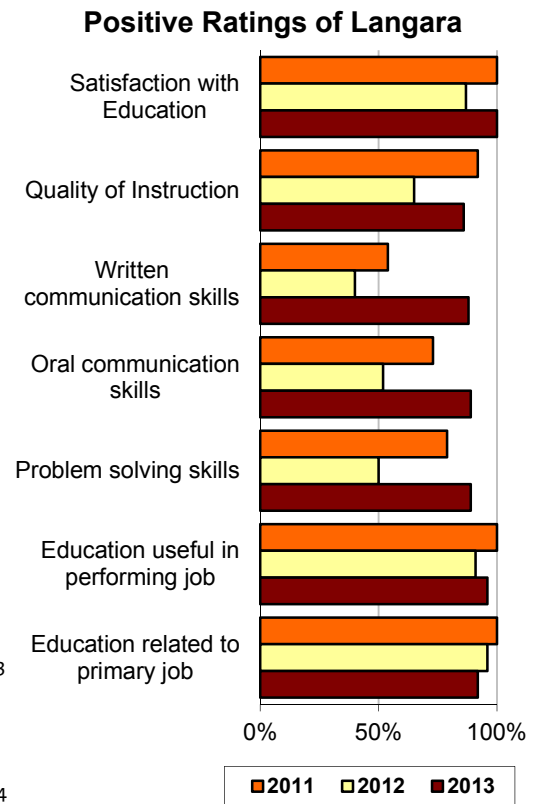
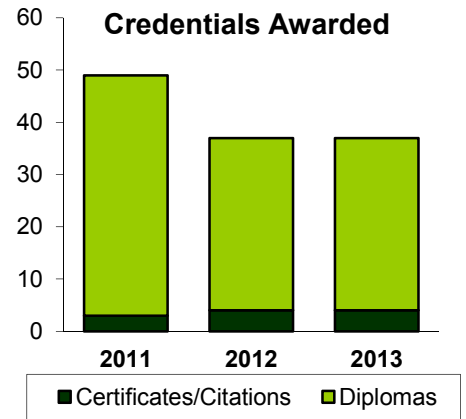


Student Outcomes Survey Performance Indicators

Early Childhood Education

	2011	2012	2013
Credentials Awarded			
Certificates/Citations	3	4	4
Diplomas	46	33	33
Student Outcomes Survey Results			
Number of survey respondents	25	23	28
Current Activity			
Further studies	64%	39%	54%
Employed full-time	71%	77%	86%
Langara Education			
Satisfaction with Education	100%	87%	100%
Quality of Instruction	92%	65%	86%
Written communication skills	54%	40%	88%
Oral communication skills	73%	52%	89%
Critical analysis skills	83%	50%	89%
Problem solving skills	79%	50%	89%
Reading & comprehension skills	84%	48%	100%
Group collaboration skills	96%	59%	100%
Mathematics skills	64%	n/a	n/a
Independent learning skills	63%	50%	93%
Organization of program	72%	57%	79%
Textbooks & learning materials	64%	n/a	n/a
Library materials	54%	n/a	n/a
Amount of practical experience	92%	83%	100%
Courses were up to date	92%	65%	86%
Courses were relevant to field	88%	74%	82%
Employment			
Education useful in performing job	100%	91%	96%
Education related to primary job	100%	96%	92%
Further Education			
Transfer experience	mask	mask	mask
Related to Langara education	100%	mask	93%
Prepared for further studies	94%	mask	100%



¹ At least 30 hours per week in their main job

² % of respondents who rated the item positively (e.g.: 'Well' or 'Very Well')

³ Among employed respondents only

⁴ Among respondents taking further studies only