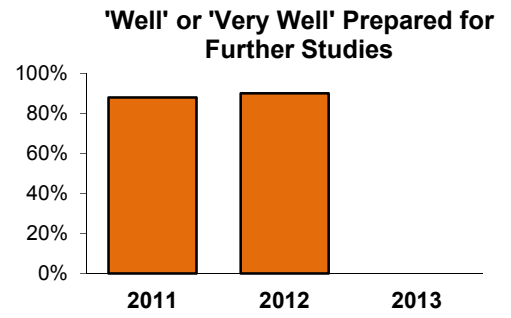
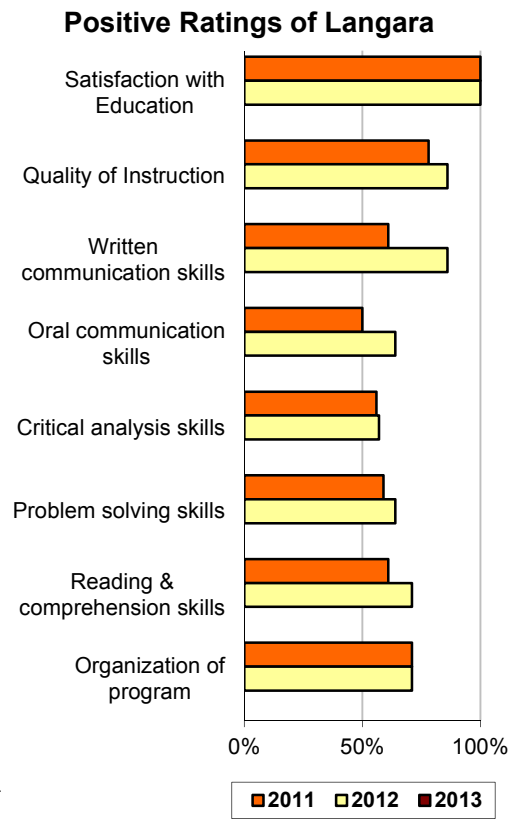
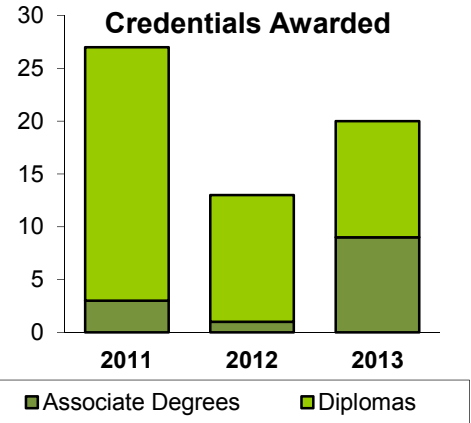


Student Outcomes Survey Performance Indicators

Commerce

	2011	2012	2013
Credentials Awarded			
Associate Degrees	3	1	9
Diplomas	24	12	11
Student Outcomes Survey Results			
Number of survey respondents	18	14	4
Current Activity			
Further studies	100%	71%	mask ¹
Employed full-time	38%	50%	mask ¹
Langara Education			
Satisfaction with Education	100%	100%	mask ²
Quality of Instruction	78%	86%	mask ²
Written communication skills	61%	86%	mask ²
Oral communication skills	50%	64%	mask ²
Critical analysis skills	56%	57%	mask ²
Problem solving skills	59%	64%	mask ²
Reading & comprehension skills	61%	71%	mask ²
Group collaboration skills	67%	71%	mask ²
Mathematics skills	71%	n/a	n/a
Independent learning skills	61%	71%	mask ²
Organization of program	71%	71%	mask ²
Textbooks & learning materials	50%	n/a	n/a
Library materials	50%	n/a	n/a
Amount of practical experience	53%	57%	mask ²
Courses were up to date	78%	71%	mask ²
Courses were relevant to field	67%	79%	mask ²
Employment			
Education useful in performing job	mask ³	64%	mask ³
Education related to primary job	mask ³	36%	mask ³
Further Education			
Transfer experience	73%	mask ⁴	mask ⁴
Related to Langara education	89%	100%	mask ⁴
Prepared for further studies	88%	90%	mask ⁴



¹ At least 30 hours per week in their main job
² % of respondents who rated the item positively (e.g.: 'Well' or 'Very Well')
³ Among employed respondents only
⁴ Among respondents taking further studies only