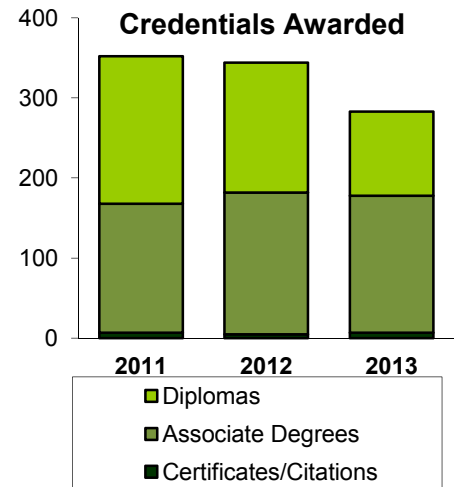


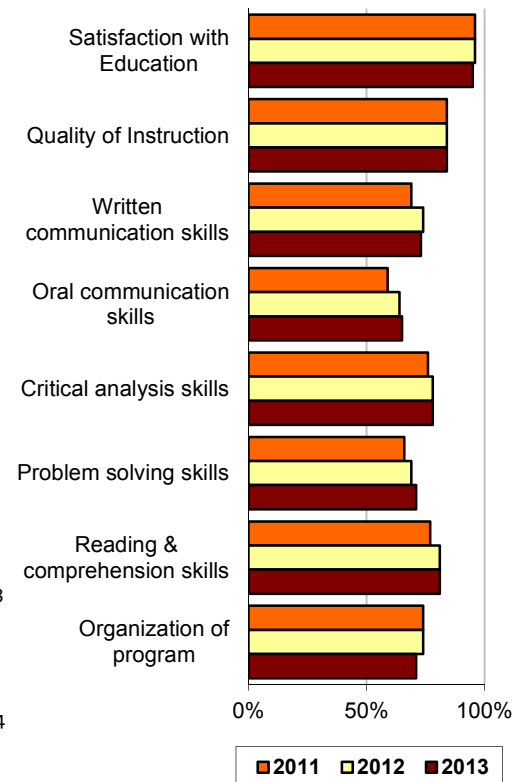
Student Outcomes Survey Performance Indicators

University Transfer Programs

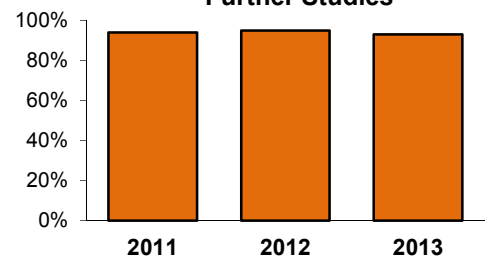
	2011	2012	2013
Credentials Awarded			
Certificates/Citations	7	5	7
Associate Degrees	161	177	171
Diplomas	184	162	105
Student Outcomes Survey Results			
Number of survey respondents	672	823	915
Current Activity			
Further studies	81%	84%	85%
Employed full-time	50%	44%	46%
Langara Education			
Satisfaction with Education	96%	96%	95%
Quality of Instruction	84%	84%	84%
Written communication skills	69%	74%	73%
Oral communication skills	59%	64%	65%
Critical analysis skills	76%	78%	78%
Problem solving skills	66%	69%	71%
Reading & comprehension skills	77%	81%	81%
Group collaboration skills	72%	72%	73%
Mathematics skills	65%	n/a	n/a
Independent learning skills	75%	78%	79%
Organization of program	74%	74%	71%
Textbooks & learning materials	68%	n/a	n/a
Library materials	70%	n/a	n/a
Amount of practical experience	58%	57%	55%
Courses were up to date	85%	83%	85%
Courses were relevant to field	81%	81%	83%
Employment			
Education useful in performing job	54%	53%	55%
Education related to primary job	34%	33%	32%
Further Education			
Transfer experience	84%	90%	89%
Related to Langara education	86%	86%	84%
Prepared for further studies	94%	95%	93%



Positive Ratings of Langara



'Well' or 'Very Well' Prepared for Further Studies



¹ At least 30 hours per week in their main job

² % of respondents who rated the item positively (e.g.: 'Well' or 'Very Well')

³ Among employed respondents only

⁴ Among respondents taking further studies only