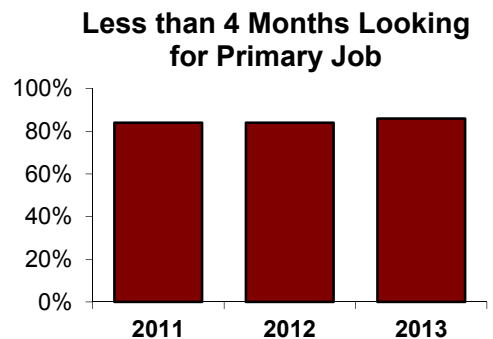
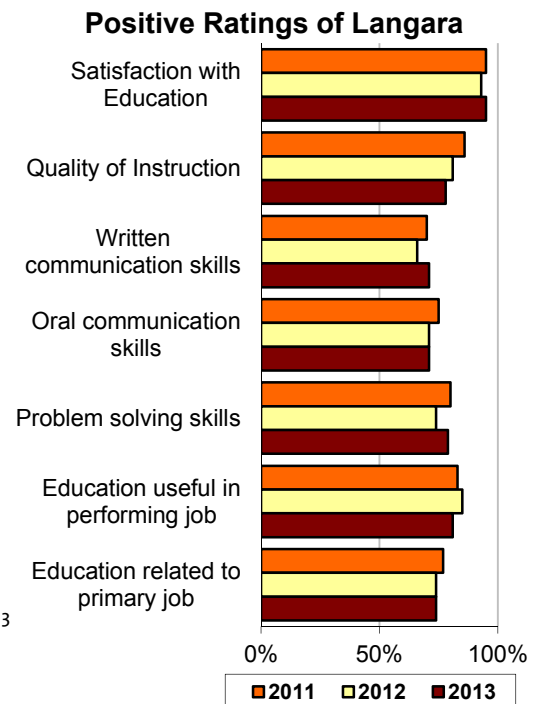
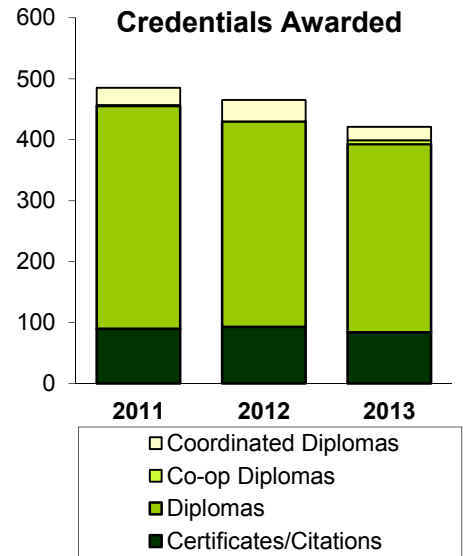


Student Outcomes Survey Performance Indicators

Career/Vocational Programs

	2011	2012	2013
Credentials Awarded			
Certificates/Citations	90	93	84
Diplomas	365	337	309
Co-op Diplomas	2	0	6
Coordinated Diplomas	28	35	22
Student Outcomes Survey Results			
Number of survey respondents	239	282	317
Current Activity			
Further studies	43%	41%	41%
Employed full-time	73%	74%	72%
Langara Education			
Satisfaction with Education	95%	93%	95%
Quality of Instruction	86%	81%	78%
Written communication skills	70%	66%	71%
Oral communication skills	75%	71%	71%
Critical analysis skills	85%	80%	84%
Problem solving skills	80%	74%	79%
Reading & comprehension skills	82%	79%	86%
Group collaboration skills	89%	79%	83%
Mathematics skills	50%	n/a	n/a
Independent learning skills	81%	79%	80%
Organization of program	76%	68%	69%
Textbooks & learning materials	69%	n/a	n/a
Library materials	69%	n/a	n/a
Amount of practical experience	80%	76%	76%
Courses were up to date	81%	77%	77%
Courses were relevant to field	85%	81%	79%
Employment			
Education useful in performing job	83%	85%	81%
Education related to primary job	77%	74%	74%
Further Education			
Transfer experience	82%	79%	80%
Related to Langara education	95%	86%	81%
Prepared for further studies	96%	99%	94%



¹ At least 30 hours per week in their main job

² % of respondents who rated the item positively (e.g.: 'Well' or 'Very Well')

³ Among employed respondents only

⁴ Among respondents taking further studies only