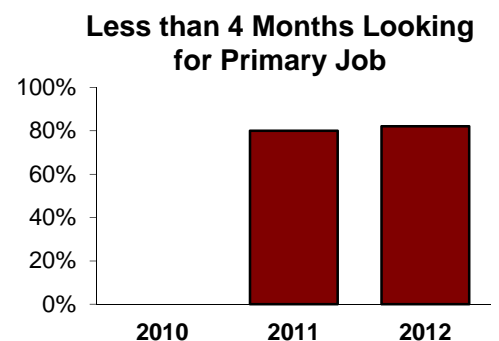
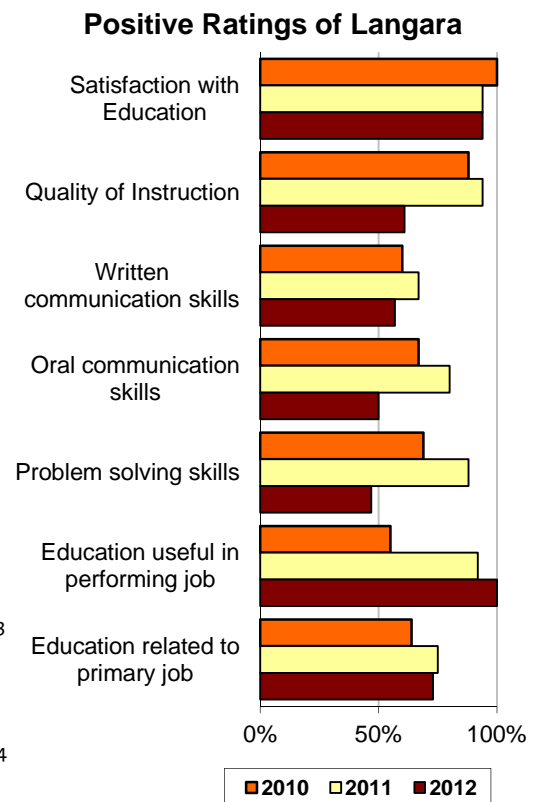
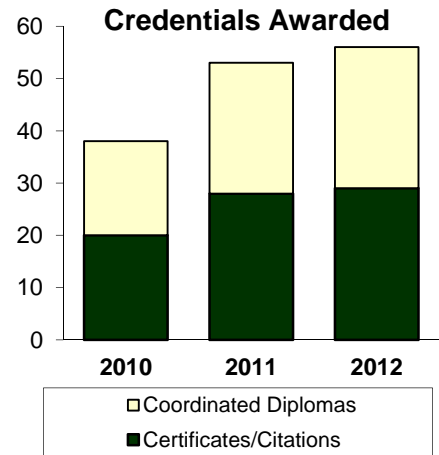


Student Outcomes Survey Performance Indicators

Social Services Worker

	2010	2011	2012
Credentials Awarded			
Certificates/Citations	20	28	29
Coordinated Diplomas	18	25	27
Student Outcomes Survey Results			
Number of survey respondents	16	16	18
Current Activity			
Further studies	63%	63%	56%
Employed full-time	20%	73%	58%
Langara Education			
Satisfaction with Education	100%	94%	94%
Quality of Instruction	88%	94%	61%
Written communication skills	60%	67%	57%
Oral communication skills	67%	80%	50%
Critical analysis skills	75%	88%	71%
Problem solving skills	69%	88%	47%
Reading & comprehension skills	94%	75%	61%
Group collaboration skills	75%	88%	61%
Mathematics skills	20%	25%	n/a
Independent learning skills	69%	79%	69%
Organization of program	88%	88%	67%
Textbooks & learning materials	75%	75%	n/a
Library materials	73%	69%	n/a
Amount of practical experience	75%	94%	78%
Courses were up to date	81%	88%	72%
Courses were relevant to field	88%	94%	67%
Employment			
Education useful in performing job	55%	92%	100%
Education related to primary job	64%	75%	73%
Further Education			
Transfer experience	mask	mask	mask
Related to Langara education	100%	100%	100%
Prepared for further studies	100%	90%	100%



¹ At least 30 hours per week in their main job

² % of respondents who rated the item positively (e.g.: 'Well' or 'Very Well')

³ Among employed respondents only

⁴ Among respondents taking further studies only