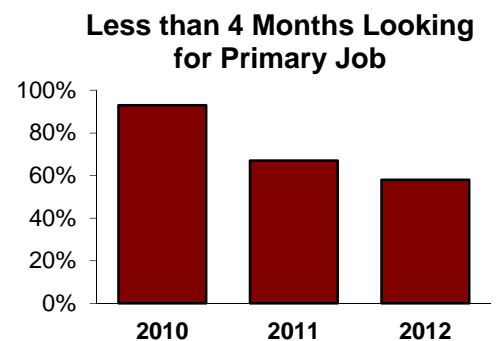
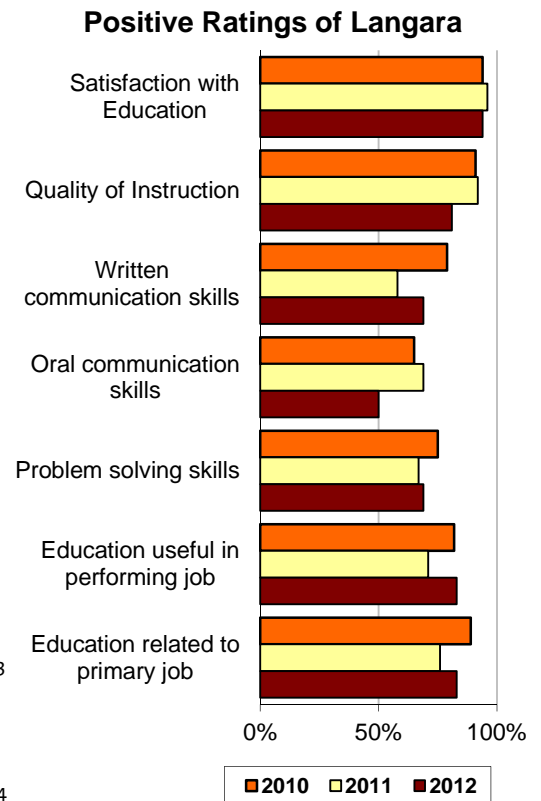
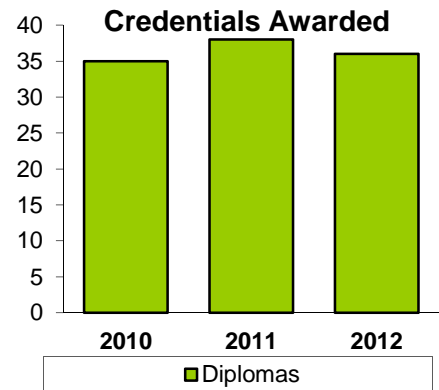


Student Outcomes Survey Performance Indicators

Library & Information Technology

	2010	2011	2012
Credentials Awarded			
Diplomas	35	38	36
Student Outcomes Survey Results			
Number of survey respondents	34	24	31
Current Activity			
Further studies	18%	17%	19%
Employed full-time	72%	83%	62%
Langara Education			
Satisfaction with Education	94%	96%	94%
Quality of Instruction	91%	92%	81%
Written communication skills	79%	58%	69%
Oral communication skills	65%	69%	50%
Critical analysis skills	87%	86%	86%
Problem solving skills	75%	67%	69%
Reading & comprehension skills	85%	83%	84%
Group collaboration skills	83%	71%	69%
Mathematics skills	88%	60%	n/a
Independent learning skills	84%	88%	83%
Organization of program	73%	79%	68%
Textbooks & learning materials	62%	67%	n/a
Library materials	78%	91%	n/a
Amount of practical experience	76%	71%	77%
Courses were up to date	88%	79%	74%
Courses were relevant to field	91%	88%	81%
Employment			
Education useful in performing job	82%	71%	83%
Education related to primary job	89%	76%	83%
Further Education			
Transfer experience	mask	mask	mask
Related to Langara education	mask	mask	mask
Prepared for further studies	mask	mask	mask



¹ At least 30 hours per week in their main job

² % of respondents who rated the item positively (e.g.: 'Well' or 'Very Well')

³ Among employed respondents only

⁴ Among respondents taking further studies only