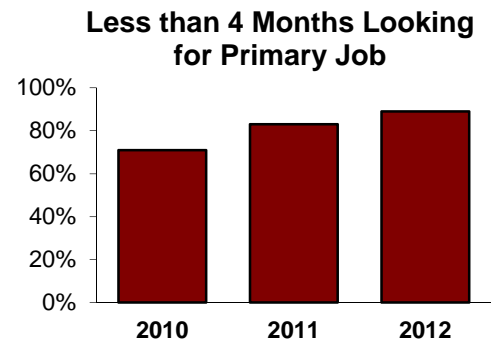
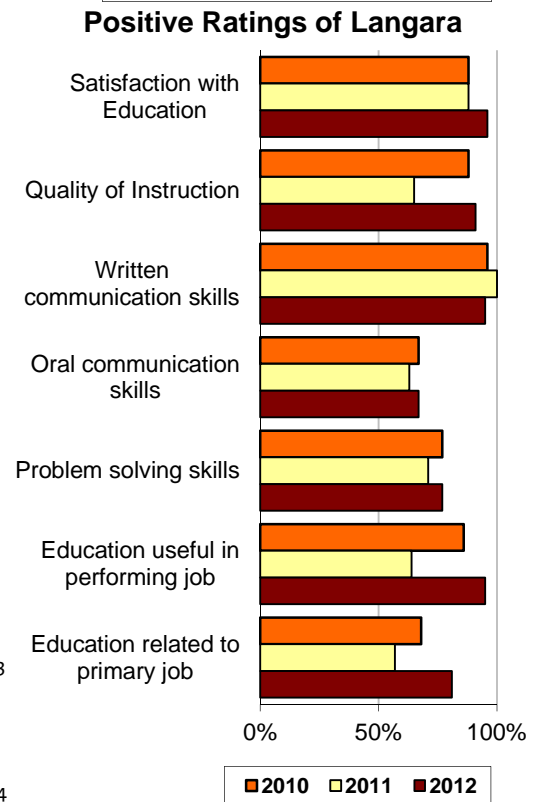
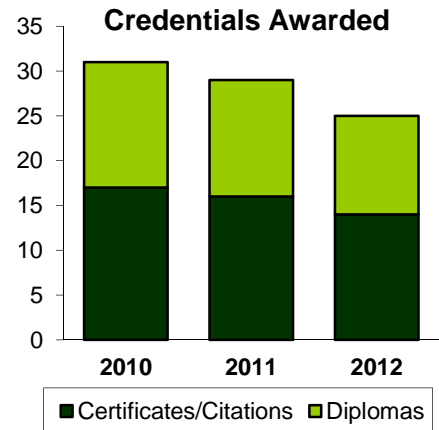


Student Outcomes Survey Performance Indicators

Journalism

	2010	2011	2012
Credentials Awarded			
Certificates/Citations	17	16	14
Diplomas	14	13	11
Student Outcomes Survey Results			
Number of survey respondents	24	18	23
Current Activity			
Further studies	17%	39%	26%
Employed full-time	86%	93%	100%
Langara Education			
Satisfaction with Education	88%	88%	96%
Quality of Instruction	88%	65%	91%
Written communication skills	96%	100%	95%
Oral communication skills	67%	63%	67%
Critical analysis skills	83%	82%	86%
Problem solving skills	77%	71%	77%
Reading & comprehension skills	83%	81%	86%
Group collaboration skills	71%	88%	91%
Mathematics skills	19%	11%	n/a
Independent learning skills	79%	82%	86%
Organization of program	75%	67%	70%
Textbooks & learning materials	54%	59%	n/a
Library materials	50%	31%	n/a
Amount of practical experience	92%	83%	87%
Courses were up to date	71%	50%	74%
Courses were relevant to field	96%	67%	87%
Employment			
Education useful in performing job	86%	64%	95%
Education related to primary job	68%	57%	81%
Further Education			
Transfer experience	mask	mask	mask
Related to Langara education	mask	mask	mask
Prepared for further studies	mask	mask	mask



¹ At least 30 hours per week in their main job

² % of respondents who rated the item positively (e.g.: 'Well' or 'Very Well')

³ Among employed respondents only

⁴ Among respondents taking further studies only