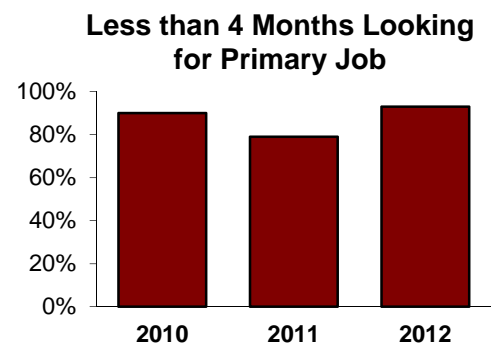
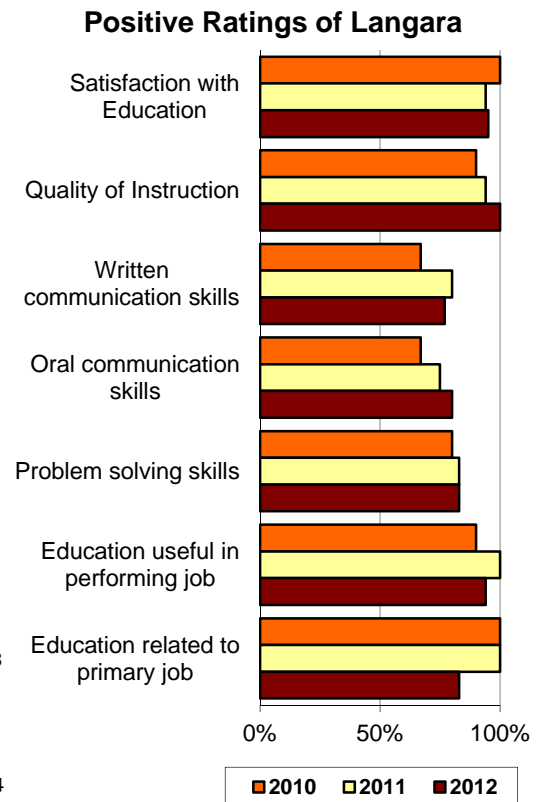
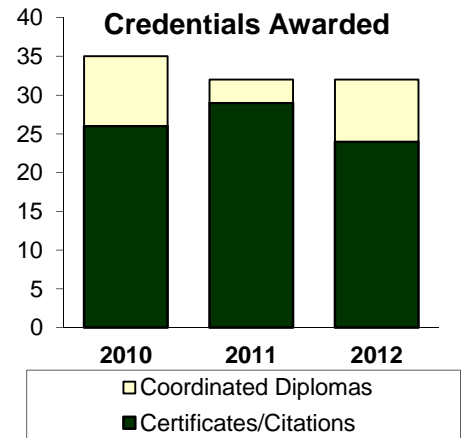


Student Outcomes Survey Performance Indicators

Education Assistant

	2010	2011	2012
Credentials Awarded			
Certificates/Citations	26	29	24
Coordinated Diplomas	9	3	8
Student Outcomes Survey Results			
Number of survey respondents	10	18	19
Current Activity			
Further studies	20%	6%	21%
Employed full-time	80%	64%	83%
Langara Education			
Satisfaction with Education	100%	94%	95%
Quality of Instruction	90%	94%	100%
Written communication skills	67%	80%	77%
Oral communication skills	67%	75%	80%
Critical analysis skills	80%	78%	94%
Problem solving skills	80%	83%	83%
Reading & comprehension skills	63%	94%	94%
Group collaboration skills	80%	94%	100%
Mathematics skills	0%	31%	n/a
Independent learning skills	78%	82%	94%
Organization of program	90%	89%	89%
Textbooks & learning materials	70%	61%	n/a
Library materials	78%	88%	n/a
Amount of practical experience	100%	89%	100%
Courses were up to date	70%	89%	95%
Courses were relevant to field	80%	94%	100%
Employment			
Education useful in performing job	90%	100%	94%
Education related to primary job	100%	100%	83%
Further Education			
Transfer experience	mask	mask	mask
Related to Langara education	mask	mask	mask
Prepared for further studies	mask	mask	mask



¹ At least 30 hours per week in their main job

² % of respondents who rated the item positively (e.g.: 'Well' or 'Very Well')

³ Among employed respondents only

⁴ Among respondents taking further studies only