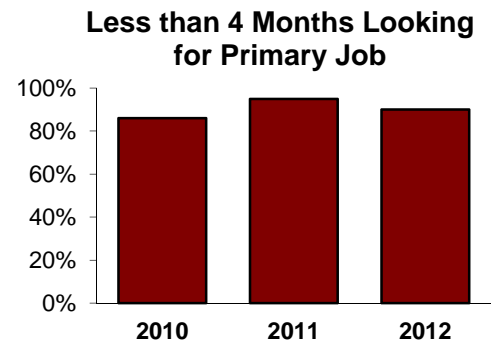
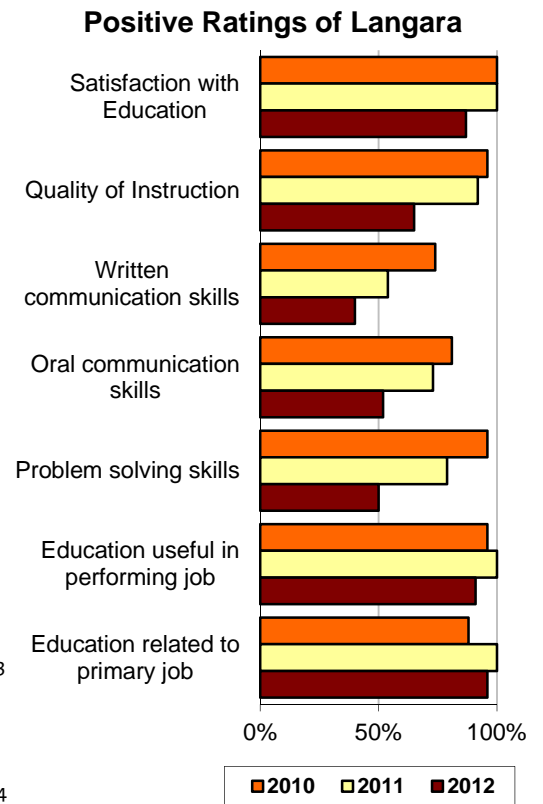
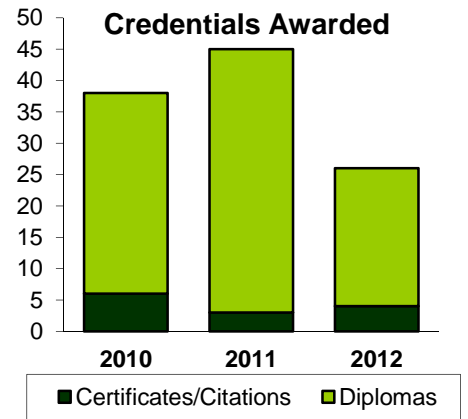


# Student Outcomes Survey Performance Indicators

## Early Childhood Education

|  | 2010 | 2011 | 2012 |
|--|------|------|------|
| <b>Credentials Awarded</b>             |      |      |      |
| Certificates/Citations                 | 6    | 3    | 4    |
| Diplomas                               | 32   | 42   | 22   |
| <b>Student Outcomes Survey Results</b> |      |      |      |
| Number of survey respondents           | 27   | 25   | 23   |
| <b>Current Activity</b>                |      |      |      |
| Further studies                        | 44%  | 64%  | 39%  |
| Employed full-time                     | 85%  | 71%  | 77%  |
| <b>Langara Education</b>               |      |      |      |
| Satisfaction with Education            | 100% | 100% | 87%  |
| Quality of Instruction                 | 96%  | 92%  | 65%  |
| Written communication skills           | 74%  | 54%  | 40%  |
| Oral communication skills              | 81%  | 73%  | 52%  |
| Critical analysis skills               | 89%  | 83%  | 50%  |
| Problem solving skills                 | 96%  | 79%  | 50%  |
| Reading & comprehension skills         | 96%  | 84%  | 48%  |
| Group collaboration skills             | 93%  | 96%  | 59%  |
| Mathematics skills                     | 86%  | 64%  | n/a  |
| Independent learning skills            | 85%  | 63%  | 50%  |
| Organization of program                | 81%  | 72%  | 57%  |
| Textbooks & learning materials         | 81%  | 64%  | n/a  |
| Library materials                      | 88%  | 54%  | n/a  |
| Amount of practical experience         | 100% | 92%  | 83%  |
| Courses were up to date                | 89%  | 92%  | 65%  |
| Courses were relevant to field         | 96%  | 88%  | 74%  |
| <b>Employment</b>                      |      |      |      |
| Education useful in performing job     | 96%  | 100% | 91%  |
| Education related to primary job       | 88%  | 100% | 96%  |
| <b>Further Education</b>               |      |      |      |
| Transfer experience                    | mask | mask | mask |
| Related to Langara education           | 67%  | 100% | mask |
| Prepared for further studies           | 100% | 94%  | mask |



<sup>1</sup> At least 30 hours per week in their main job

<sup>2</sup> % of respondents who rated the item positively (e.g.: 'Well' or 'Very Well')

<sup>3</sup> Among employed respondents only

<sup>4</sup> Among respondents taking further studies only