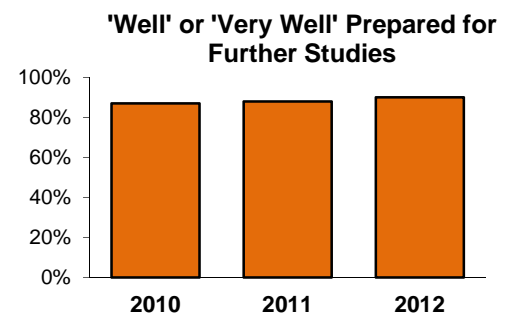
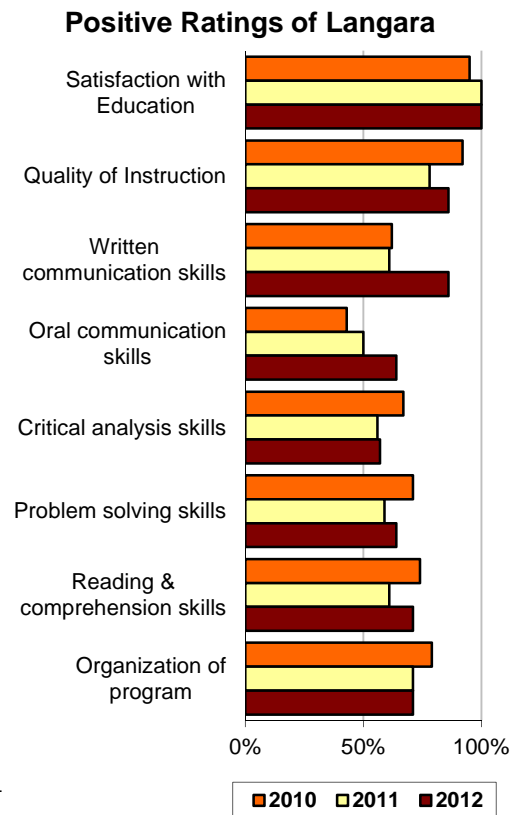
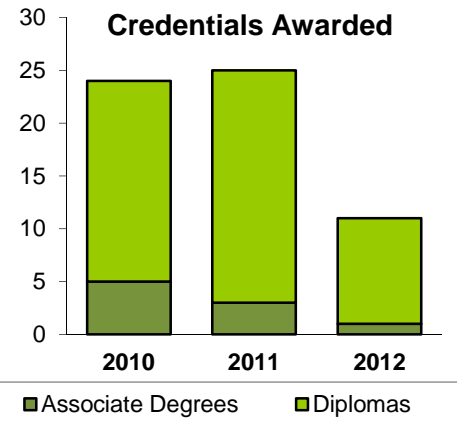


Student Outcomes Survey Performance Indicators

Commerce

	2010	2011	2012
Credentials Awarded			
Associate Degrees	5	3	1
Diplomas	19	22	10
Student Outcomes Survey Results			
Number of survey respondents	24	18	14
Current Activity			
Further studies	96%	100%	71%
Employed full-time	33%	38%	50%
Langara Education			
Satisfaction with Education	95%	100%	100%
Quality of Instruction	92%	78%	86%
Written communication skills	62%	61%	86%
Oral communication skills	43%	50%	64%
Critical analysis skills	67%	56%	57%
Problem solving skills	71%	59%	64%
Reading & comprehension skills	74%	61%	71%
Group collaboration skills	79%	67%	71%
Mathematics skills	63%	71%	n/a
Independent learning skills	63%	61%	71%
Organization of program	79%	71%	71%
Textbooks & learning materials	71%	50%	n/a
Library materials	75%	50%	n/a
Amount of practical experience	35%	53%	57%
Courses were up to date	75%	78%	71%
Courses were relevant to field	79%	67%	79%
Employment			
Education useful in performing job	62%	mask	64%
Education related to primary job	54%	mask	36%
Further Education			
Transfer experience	81%	73%	mask
Related to Langara education	91%	89%	100%
Prepared for further studies	87%	88%	90%



¹ At least 30 hours per week in their main job

² % of respondents who rated the item positively (e.g.: 'Well' or 'Very Well')

³ Among employed respondents only

⁴ Among respondents taking further studies only