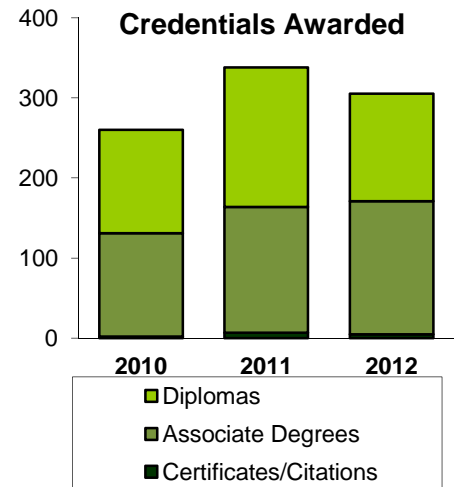


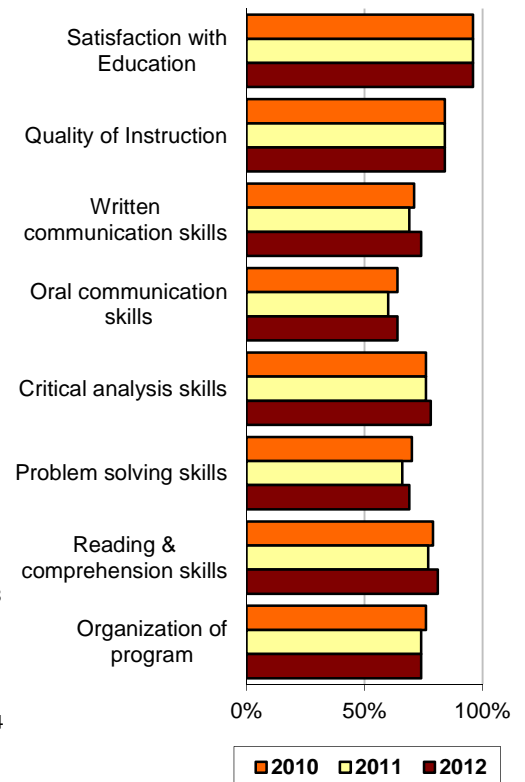
Student Outcomes Survey Performance Indicators

University Transfer Programs

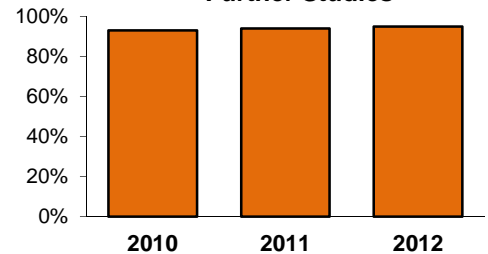
	2010	2011	2012
Credentials Awarded			
Certificates/Citations	2	7	5
Associate Degrees	129	157	166
Diplomas	129	174	134
Student Outcomes Survey Results			
Number of survey respondents	815	672	823
Current Activity			
Further studies	85%	81%	84%
Employed full-time	45%	50%	44%
Langara Education			
Satisfaction with Education	96%	96%	96%
Quality of Instruction	84%	84%	84%
Written communication skills	71%	69%	74%
Oral communication skills	64%	60%	64%
Critical analysis skills	76%	76%	78%
Problem solving skills	70%	66%	69%
Reading & comprehension skills	79%	77%	81%
Group collaboration skills	73%	72%	72%
Mathematics skills	64%	65%	n/a
Independent learning skills	75%	75%	78%
Organization of program	76%	74%	74%
Textbooks & learning materials	70%	68%	n/a
Library materials	69%	70%	n/a
Amount of practical experience	59%	58%	57%
Courses were up to date	84%	85%	83%
Courses were relevant to field	83%	81%	81%
Employment			
Education useful in performing job	53%	54%	53%
Education related to primary job	36%	34%	33%
Further Education			
Transfer experience	85%	84%	90%
Related to Langara education	89%	86%	86%
Prepared for further studies	93%	94%	95%



Positive Ratings of Langara



'Well' or 'Very Well' Prepared for Further Studies



¹ At least 30 hours per week in their main job

² % of respondents who rated the item positively (e.g.: 'Well' or 'Very Well')

³ Among employed respondents only

⁴ Among respondents taking further studies only