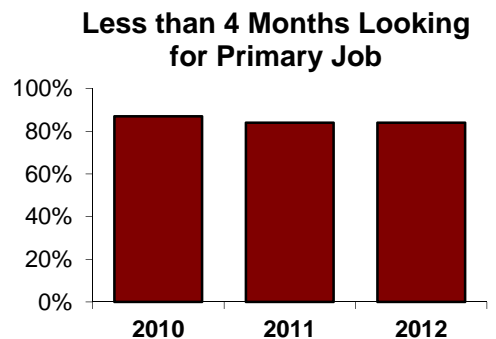
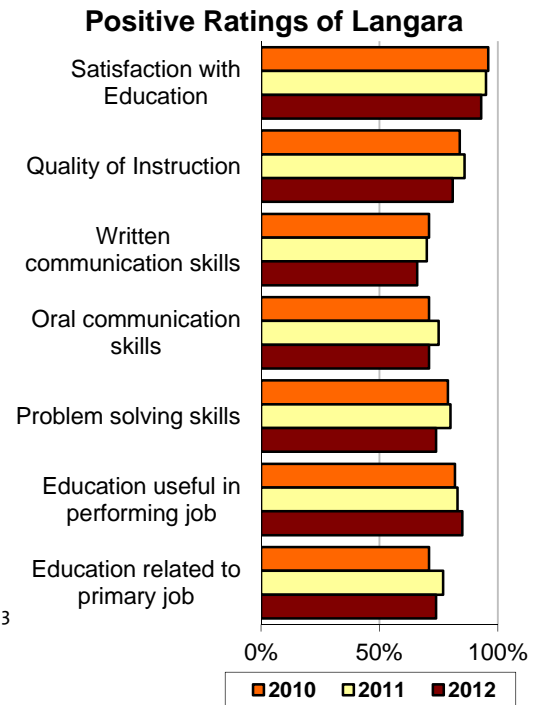
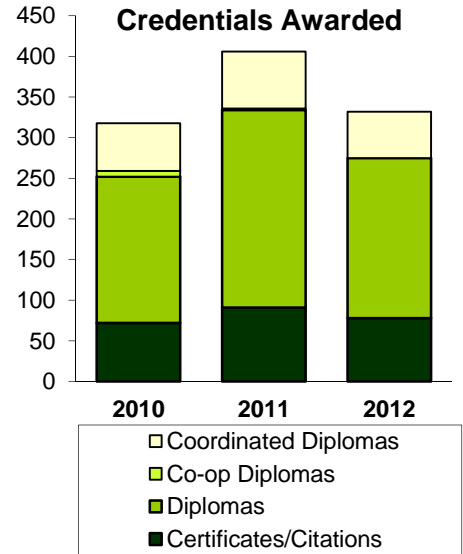


Student Outcomes Survey Performance Indicators

Career/Vocational Programs

	2010	2011	2012
Credentials Awarded			
Certificates/Citations	72	91	78
Diplomas	180	243	197
Co-op Diplomas	7	2	
Coordinated Diplomas	59	70	57
Student Outcomes Survey Results			
Number of survey respondents	281	239	282
Current Activity			
Further studies	40%	43%	41%
Employed full-time	78%	73%	74%
Langara Education			
Satisfaction with Education	96%	95%	93%
Quality of Instruction	84%	86%	81%
Written communication skills	71%	70%	66%
Oral communication skills	71%	75%	71%
Critical analysis skills	84%	85%	80%
Problem solving skills	79%	80%	74%
Reading & comprehension skills	84%	82%	79%
Group collaboration skills	84%	89%	79%
Mathematics skills	61%	50%	n/a
Independent learning skills	81%	81%	79%
Organization of program	77%	76%	68%
Textbooks & learning materials	60%	69%	n/a
Library materials	65%	69%	n/a
Amount of practical experience	79%	80%	76%
Courses were up to date	80%	81%	77%
Courses were relevant to field	86%	85%	81%
Employment			
Education useful in performing job	82%	83%	85%
Education related to primary job	71%	77%	74%
Further Education			
Transfer experience	87%	82%	79%
Related to Langara education	81%	95%	86%
Prepared for further studies	95%	96%	99%



¹ At least 30 hours per week in their main job

² % of respondents who rated the item positively (e.g.: 'Well' or 'Very Well')

³ Among employed respondents only

⁴ Among respondents taking further studies only