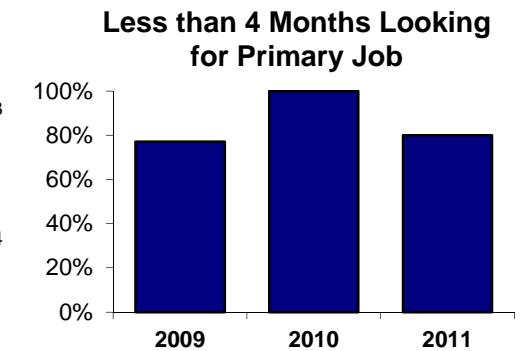
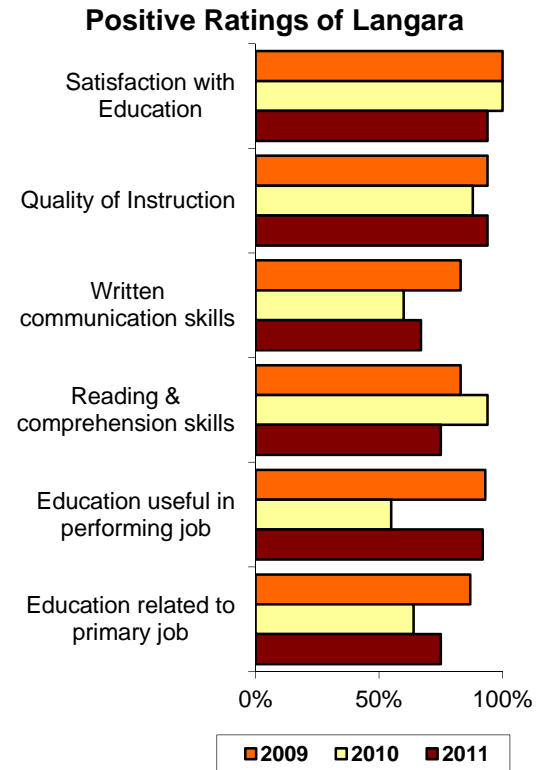



# Student Outcomes Performance Indicators: Social Services Worker

|  | 2009 | 2010 | 2011 |
|--|------|------|------|
| <b>Credentials Awarded</b>               |      |      |      |
| Certificates                             | 30   | 22   | 27   |
| Coordinated Diplomas                     | 20   | 16   | 29   |
| <b>Student Outcomes Survey Results</b>   |      |      |      |
| Number of survey respondents             | 18   | 16   | 16   |
| <b>Current Activity</b>                  |      |      |      |
| Further studies                          | 56%  | 63%  | 63%  |
| Employed full-time                       | 61%  | 13%  | 50%  |
| <b>La employed full-time<sup>1</sup></b> |      |      |      |
| Satisfaction with Education              | 100% | 100% | 94%  |
| Quality of Instruction                   | 94%  | 88%  | 94%  |
| Instructor available outside of class    | 83%  | mask | mask |
| Instructor helpfulness                   | 94%  | mask | mask |
| Fair assessments                         | 83%  | mask | mask |
| Written communication skills             | 83%  | 60%  | 67%  |
| Oral communication skills                | 67%  | 67%  | 80%  |
| Critical analysis skills                 | 78%  | 75%  | 88%  |
| Problem solving skills                   | 89%  | 69%  | 88%  |
| Reading & comprehension skills           | 83%  | 94%  | 75%  |
| Group collaboration skills               | 100% | 75%  | 88%  |
| Mathematics skills                       | mask | mask | mask |
| Independent learning skills              | 67%  | 69%  | 79%  |
| Innovative thinking skills               | 83%  | mask | mask |
| Organization of program                  | 78%  | 88%  | 88%  |
| Textbooks & learning materials           | 72%  | 75%  | 75%  |
| Library materials                        | 57%  | 73%  | 69%  |
| Amount of practical experience           | 94%  | 75%  | 94%  |
| Courses were up to date                  | 88%  | 81%  | 88%  |
| Courses were relevant to field           | 94%  | 88%  | 94%  |
| <b>Employment</b>                        |      |      |      |
| Education useful in performing job       | 93%  | 55%  | 92%  |
| Education related to primary job         | 87%  | 64%  | 75%  |
| <b>Further Education</b>                 |      |      |      |
| Transfer experience                      | mask | mask | mask |
| Related to Langara education             | 80%  | 100% | 100% |
| Prepared for further studies             | mask | 100% | 90%  |



<sup>1</sup> At least 30 hours per week in their main job

<sup>2</sup> Percent of respondents who rated the item positively (e.g.: 'Well' or 'Very Well')

<sup>3</sup> Among employed respondents only

<sup>4</sup> Among respondents taking further studies only