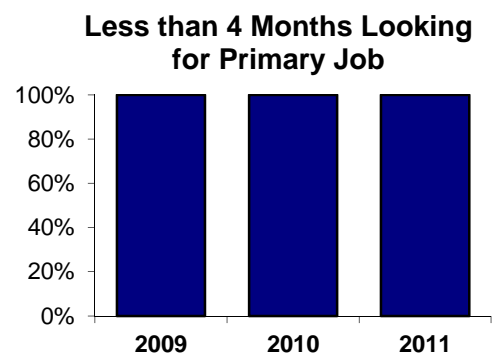
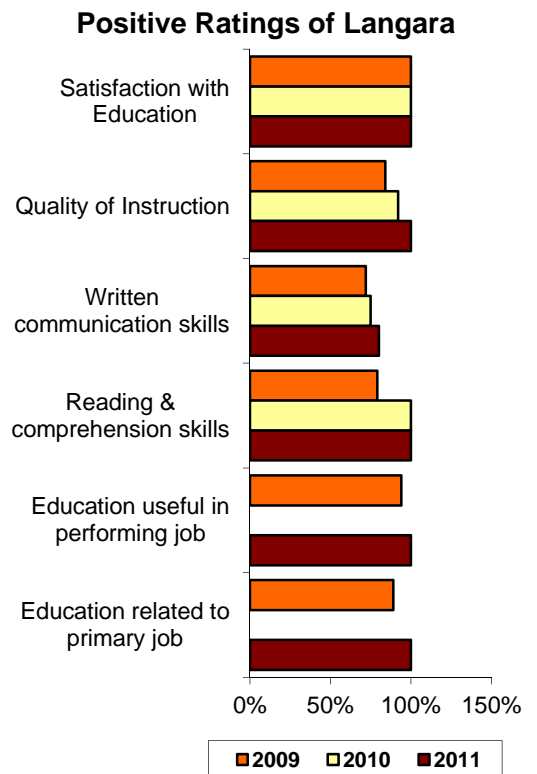



Student Outcomes Performance Indicators: Recreation Diploma

	2009	2010	2011
Credentials Awarded			
Diplomas	18	16	18
Student Outcomes Survey Results			
Number of survey respondents	19	12	10
Current Activity			
Further studies	37%	17%	40%
Employed full-time	68%	50%	60%
Langara Education			
Satisfaction with Education	100%	100%	100%
Quality of Instruction	84%	92%	100%
Instructor available outside of class	95%	mask	mask
Instructor helpfulness	95%	mask	mask
Fair assessments	89%	mask	mask
Written communication skills	72%	75%	80%
Oral communication skills	89%	91%	90%
Critical analysis skills	84%	83%	90%
Problem solving skills	74%	90%	mask
Reading & comprehension skills	79%	100%	100%
Group collaboration skills	95%	92%	100%
Mathematics skills	62%	mask	mask
Independent learning skills	79%	82%	100%
Innovative thinking skills	100%	mask	mask
Organization of program	89%	92%	100%
Textbooks & learning materials	84%	75%	100%
Library materials	63%	45%	90%
Amount of practical experience	100%	92%	100%
Courses were up to date	95%	92%	90%
Courses were relevant to field	84%	92%	100%
Employment			
Education useful in performing job	94%	mask	100%
Education related to primary job	89%	mask	100%
Further Education			
Transfer experience	mask	mask	mask
Related to Langara education	mask	mask	mask
Prepared for further studies	mask	mask	mask



¹ At least 30 hours per week in their main job

² Percent of respondents who rated the item positively (e.g.: 'Well' or 'Very Well')

³ Among employed respondents only

⁴ Among respondents taking further studies only