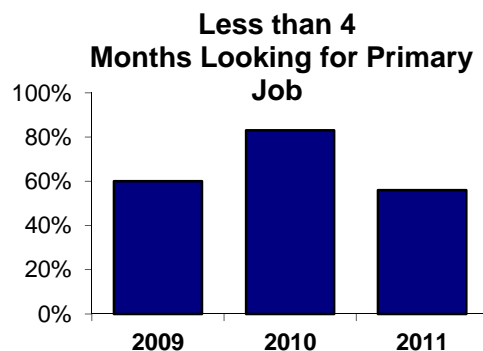
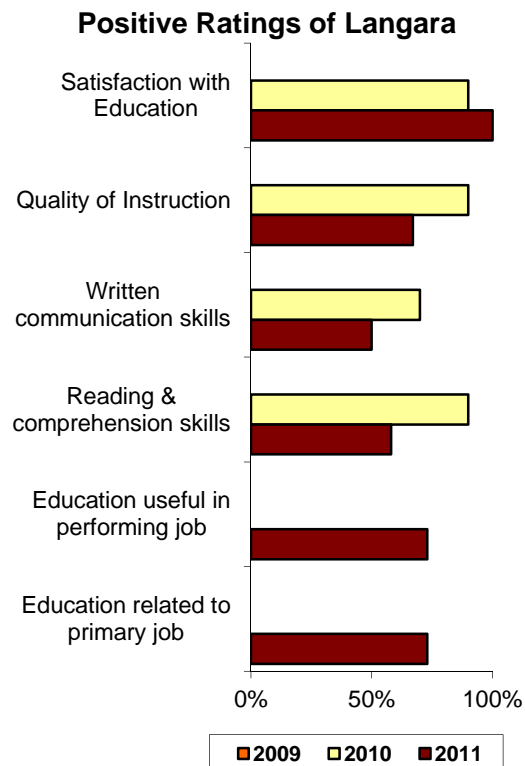
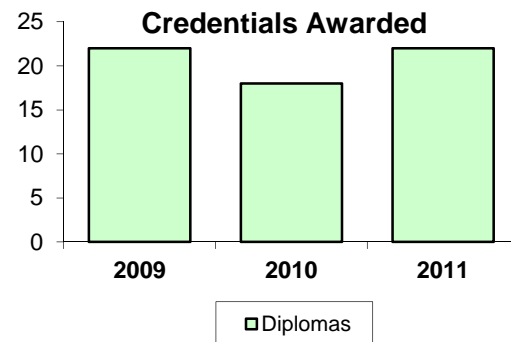


## Student Outcomes Performance Indicators: Publishing

	2009	2010	2011
<b>Credentials Awarded</b>			
Diplomas	22	18	22
<b>Student Outcomes Survey Results</b>			
Number of survey respondents	8	10	12
<b>Current Activity</b>			
Further studies	38%	20%	25%
Employed full-time	75%	80%	58%
<b>Langara Education</b>			
Satisfaction with Education	mask	90%	100%
Quality of Instruction	mask	90%	67%
Instructor available outside of class	mask	mask	mask
Instructor helpfulness	mask	mask	mask
Fair assessments	mask	mask	mask
Written communication skills	mask	70%	50%
Oral communication skills	mask	mask	mask
Critical analysis skills	mask	70%	67%
Problem solving skills	mask	80%	92%
Reading & comprehension skills	mask	90%	58%
Group collaboration skills	mask	90%	92%
Mathematics skills	mask	mask	mask
Independent learning skills	mask	mask	82%
Innovative thinking skills	mask	mask	mask
Organization of program	mask	100%	58%
Textbooks & learning materials	mask	60%	58%
Library materials	mask	mask	mask
Amount of practical experience	mask	90%	75%
Courses were up to date	mask	60%	75%
Courses were relevant to field	mask	80%	67%
<b>Employment</b>			
Education useful in performing job	mask	mask	73%
Education related to primary job	mask	mask	73%
<b>Further Education</b>			
Transfer experience	mask	mask	mask
Related to Langara education	mask	mask	mask
Prepared for further studies	mask	mask	mask



<sup>1</sup> At least 30 hours per week in their main job

<sup>2</sup> Percent of respondents who rated the item positively (e.g.: 'Well' or 'Very Well')

<sup>3</sup> Among employed respondents only

<sup>4</sup> Among respondents taking further studies only