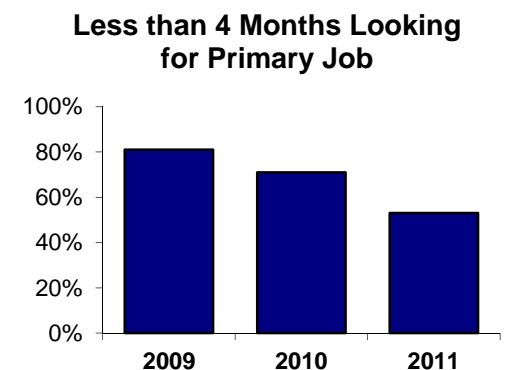
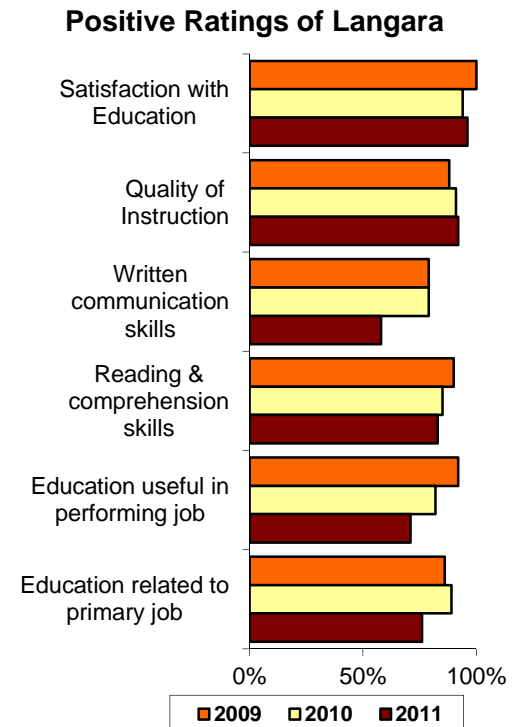
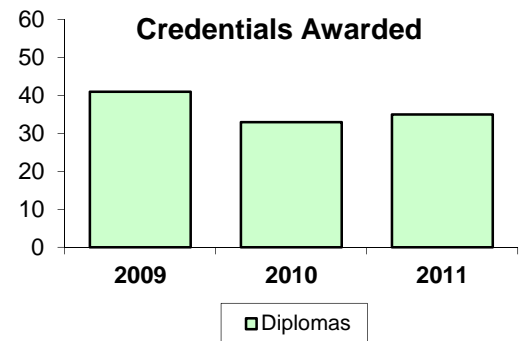


## Student Outcomes Performance Indicators: Library & Information Technology

	2009	2010	2011
<b>Credentials Awarded</b>			
Diplomas	41	33	35
<b>Student Outcomes Survey Results</b>			
Number of survey respondents	43	34	24
<b>Current Activity</b>			
Further studies	21%	18%	17%
Employed full-time	60%	53%	63%
<b>Langara Education</b>			
Satisfaction with Education	100%	94%	96%
Quality of Instruction	88%	91%	92%
Instructor available outside of class	79%	mask	mask
Instructor helpfulness	86%	mask	mask
Fair assessments	88%	mask	mask
Written communication skills	79%	79%	58%
Oral communication skills	84%	65%	69%
Critical analysis skills	86%	87%	86%
Problem solving skills	78%	75%	67%
Reading & comprehension skills	90%	85%	83%
Group collaboration skills	81%	83%	71%
Mathematics skills	83%	mask	60%
Independent learning skills	86%	84%	88%
Innovative thinking skills	71%	mask	mask
Organization of program	79%	73%	79%
Textbooks & learning materials	63%	62%	67%
Library materials	74%	78%	91%
Amount of practical experience	79%	76%	71%
Courses were up to date	81%	88%	79%
Courses were relevant to field	91%	91%	88%
<b>Employment</b>			
Education useful in performing job	92%	82%	71%
Education related to primary job	86%	89%	76%
<b>Further Education</b>			
Transfer experience	mask	mask	mask
Related to Langara education	mask	mask	mask
Prepared for further studies	mask	mask	mask



<sup>1</sup> At least 30 hours per week in their main job

<sup>2</sup> Percent of respondents who rated the item positively (e.g.: 'Well' or 'Very Well')

<sup>3</sup> Among employed respondents only

<sup>4</sup> Among respondents taking further studies only