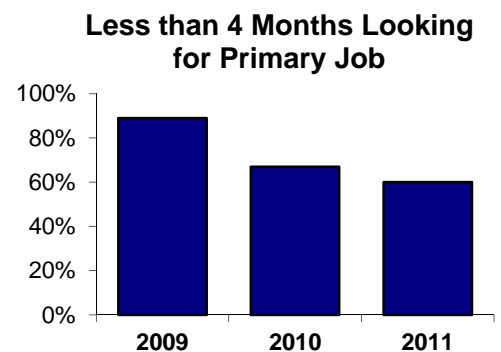
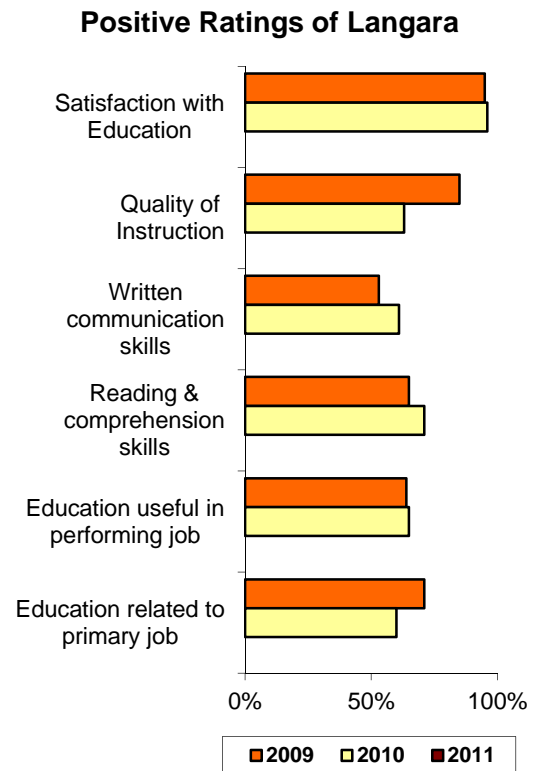
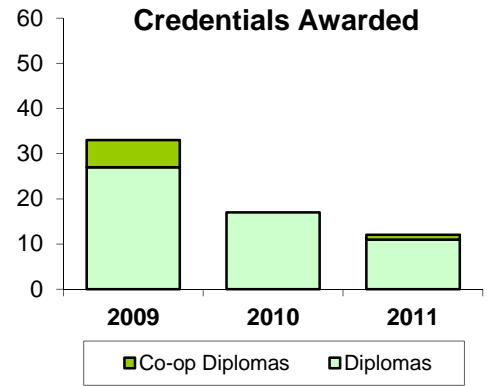


## Student Outcomes Performance Indicators: Financial Management

	2009	2010	2011
<b>Credentials Awarded</b>			
Diplomas	27	17	11
Co-op Diplomas	6		1
<b>Student Outcomes Survey Results</b>			
Number of survey respondents	20	24	8
<b>Current Activity</b>			
Further studies	75%	75%	50%
Employed full-time	60%	67%	75%
<b>Langara Education</b>			
Satisfaction with Education	95%	96%	mask
Quality of Instruction	85%	63%	mask
Instructor available outside of class	80%	mask	mask
Instructor helpfulness	85%	mask	mask
Fair assessments	85%	mask	mask
Written communication skills	53%	61%	mask
Oral communication skills	61%	61%	mask
Critical analysis skills	74%	79%	mask
Problem solving skills	63%	71%	mask
Reading & comprehension skills	65%	71%	mask
Group collaboration skills	83%	78%	mask
Mathematics skills	94%	91%	mask
Independent learning skills	71%	67%	mask
Innovative thinking skills	60%	mask	mask
Organization of program	75%	67%	mask
Textbooks & learning materials	75%	58%	mask
Library materials	53%	58%	mask
Amount of practical experience	40%	48%	mask
Courses were up to date	75%	83%	mask
Courses were relevant to field	85%	88%	mask
<b>Employment</b>			
Education useful in performing job	64%	65%	mask
Education related to primary job	71%	60%	mask
<b>Further Education</b>			
Transfer experience	mask	mask	mask
Related to Langara education	93%	89%	mask
Prepared for further studies	100%	100%	mask



<sup>1</sup> At least 30 hours per week in their main job

<sup>2</sup> Percent of respondents who rated the item positively (e.g.: 'Well' or 'Very Well')

<sup>3</sup> Among employed respondents only

<sup>4</sup> Among respondents taking further studies only