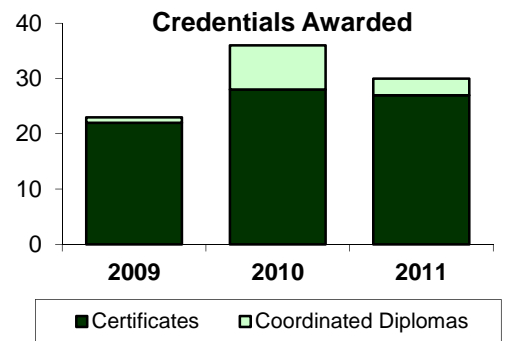
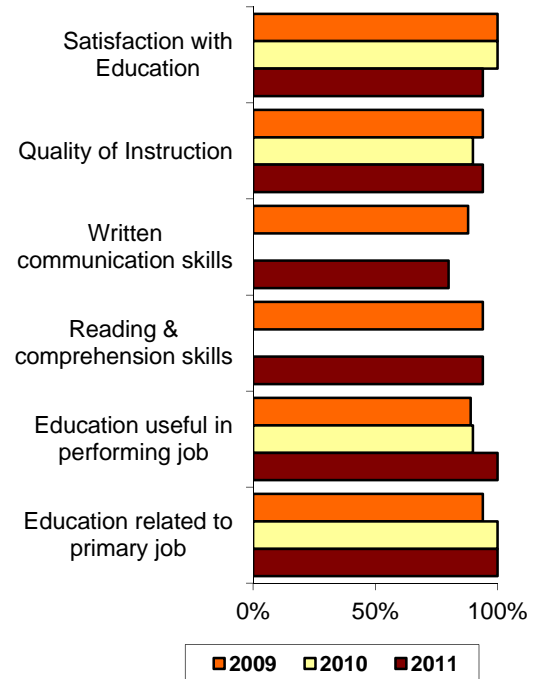


Student Outcomes Performance Indicators: (Special) Education Assistant

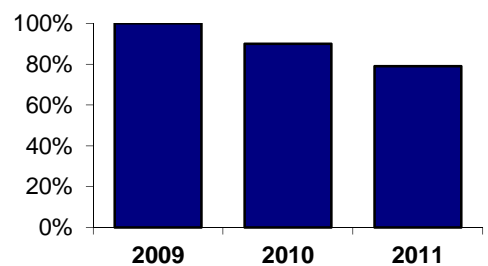
	2009	2010	2011
Credentials Awarded			
Certificates	22	28	27
Coordinated Diplomas	1	8	3
Student Outcomes Survey Results			
Number of survey respondents	18	10	18
Current Activity			
Further studies	28%	20%	6%
Employed full-time	78%	80%	50%
Langara Education			
Satisfaction with Education	100%	100%	94%
Quality of Instruction	94%	90%	94%
Instructor available outside of class	100%	mask	mask
Instructor helpfulness	100%	mask	mask
Fair assessments	100%	mask	mask
Written communication skills	88%	mask	80%
Oral communication skills	94%	mask	75%
Critical analysis skills	94%	80%	78%
Problem solving skills	89%	80%	83%
Reading & comprehension skills	94%	mask	94%
Group collaboration skills	94%	80%	94%
Mathematics skills	mask	mask	31%
Independent learning skills	100%	mask	82%
Innovative thinking skills	94%	mask	mask
Organization of program	94%	90%	89%
Textbooks & learning materials	100%	70%	61%
Library materials	88%	mask	88%
Amount of practical experience	100%	100%	89%
Courses were up to date	100%	70%	89%
Courses were relevant to field	100%	80%	94%
Employment			
Education useful in performing job	89%	90%	100%
Education related to primary job	94%	100%	100%
Further Education			
Transfer experience	mask	mask	mask
Related to Langara education	mask	mask	mask
Prepared for further studies	mask	mask	mask



Positive Ratings of Langara



Less than 4 Months Looking for Primary Job



¹ At least 30 hours per week in their main job

² Percent of respondents who rated the item positively (e.g.: 'Well' or 'Very Well')

³ Among employed respondents only

⁴ Among respondents taking further studies only