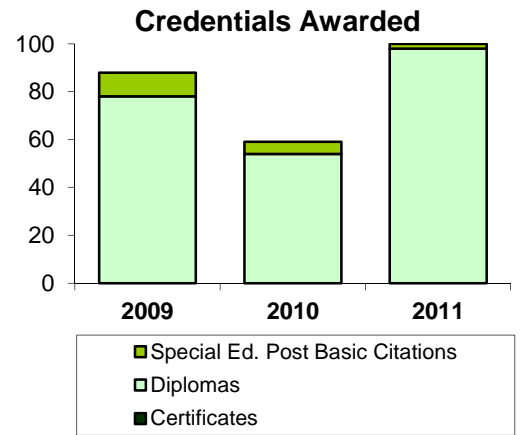
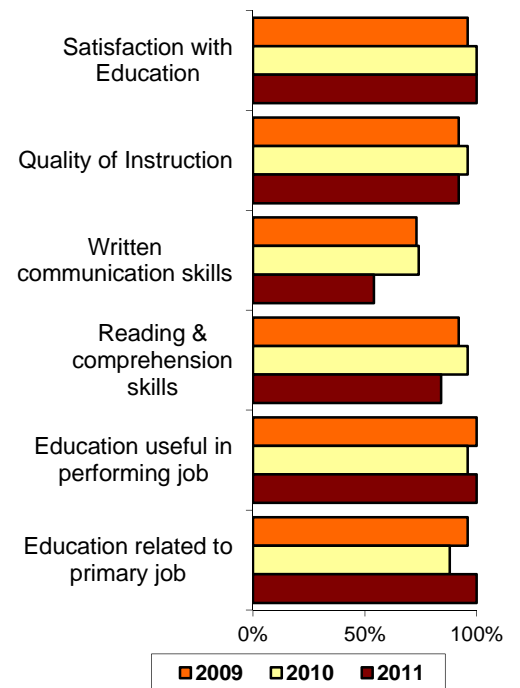


# Student Outcomes Performance Indicators: Early Childhood Education

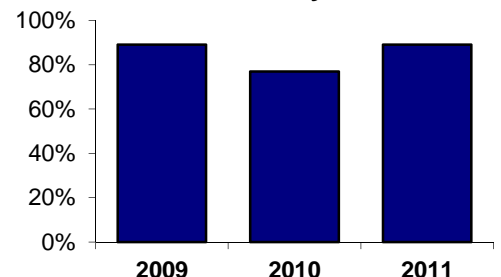
	2009	2010	2011
<b>Credentials Awarded</b>			
Certificates			
Diplomas	78	54	98
Special Ed. Post Basic Citations	10	5	2
<b>Student Outcomes Survey Results</b>			
Number of survey respondents	25	27	25
<b>Current Activity</b>			
Further studies	48%	44%	64%
Employed full-time	80%	81%	60%
<b>Langara Education</b>			
Satisfaction with Education	96%	100%	100%
Quality of Instruction	92%	96%	92%
Instructor available outside of class	92%	mask	mask
Instructor helpfulness	88%	mask	mask
Fair assessments	84%	mask	mask
Written communication skills	73%	74%	54%
Oral communication skills	92%	81%	73%
Critical analysis skills	83%	89%	83%
Problem solving skills	88%	96%	79%
Reading & comprehension skills	92%	96%	84%
Group collaboration skills	92%	93%	96%
Mathematics skills	46%	86%	64%
Independent learning skills	83%	85%	63%
Innovative thinking skills	92%	mask	mask
Organization of program	76%	81%	72%
Textbooks & learning materials	72%	81%	64%
Library materials	61%	88%	54%
Amount of practical experience	92%	100%	92%
Courses were up to date	92%	89%	92%
Courses were relevant to field	92%	96%	88%
<b>Employment</b>			
Education useful in performing job	100%	96%	100%
Education related to primary job	96%	88%	100%
<b>Further Education</b>			
Transfer experience	mask	mask	mask
Related to Langara education	100%	67%	100%
Prepared for further studies	100%	100%	94%



## Positive Ratings of Langara



## Less than 4 Months Looking for Primary Job



<sup>1</sup> At least 30 hours per week in their main job

<sup>2</sup> Percent of respondents who rated the item positively (e.g.: 'Well' or 'Very Well')

<sup>3</sup> Among employed respondents only

<sup>4</sup> Among respondents taking further studies only