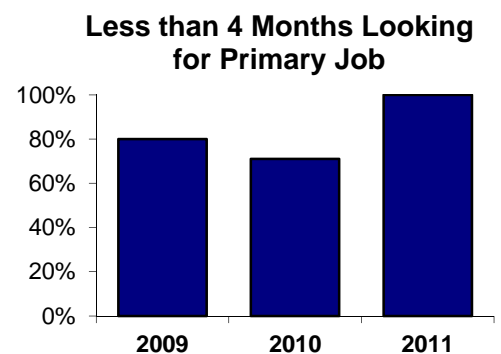
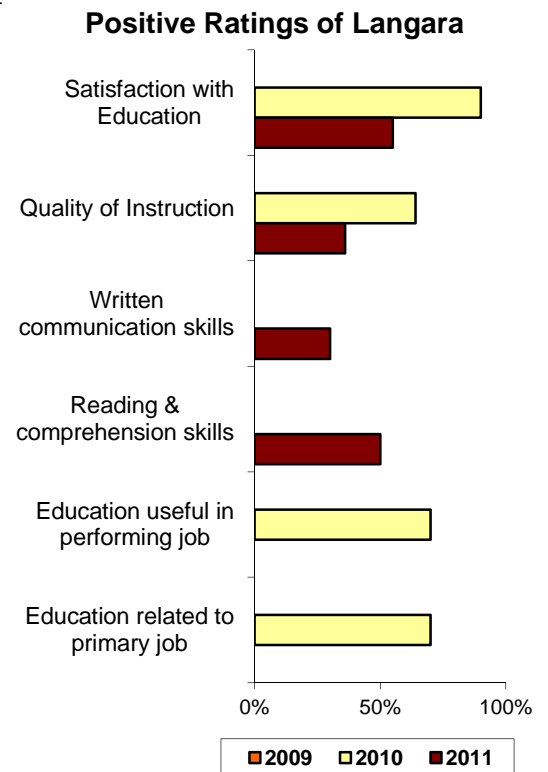



Student Outcomes Performance Indicators: Design Formation (Display + Design)

	2009	2010	2011
Credentials Awarded			
Diplomas	16	13	28
Student Outcomes Survey Results			
Number of survey respondents	9	11	11
Current Activity			
Further studies	67%	27%	36%
Employed full-time	78%	73%	45%
Langara Education			
Satisfaction with Education	mask	90%	55%
Quality of Instruction	mask	64%	36%
Instructor available outside of class	mask	mask	mask
Instructor helpfulness	mask	mask	mask
Fair assessments	mask	mask	mask
Written communication skills	mask	mask	30%
Oral communication skills	mask	60%	80%
Critical analysis skills	mask	91%	73%
Problem solving skills	mask	73%	50%
Reading & comprehension skills	mask	mask	50%
Group collaboration skills	mask	73%	mask
Mathematics skills	mask	mask	mask
Independent learning skills	mask	82%	50%
Innovative thinking skills	mask	mask	mask
Organization of program	mask	36%	27%
Textbooks & learning materials	mask	18%	73%
Library materials	mask	10%	60%
Amount of practical experience	mask	73%	45%
Courses were up to date	mask	55%	27%
Courses were relevant to field	mask	55%	55%
Employment			
Education useful in performing job	mask	70%	mask
Education related to primary job	mask	70%	mask
Further Education			
Transfer experience	mask	mask	mask
Related to Langara education	mask	mask	mask
Prepared for further studies	mask	mask	mask



¹ At least 30 hours per week in their main job

² Percent of respondents who rated the item positively (e.g.: 'Well' or 'Very Well')

³ Among employed respondents only

⁴ Among respondents taking further studies only