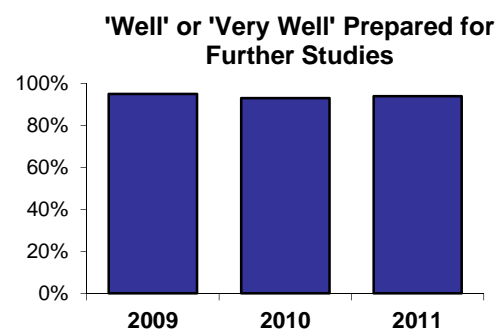
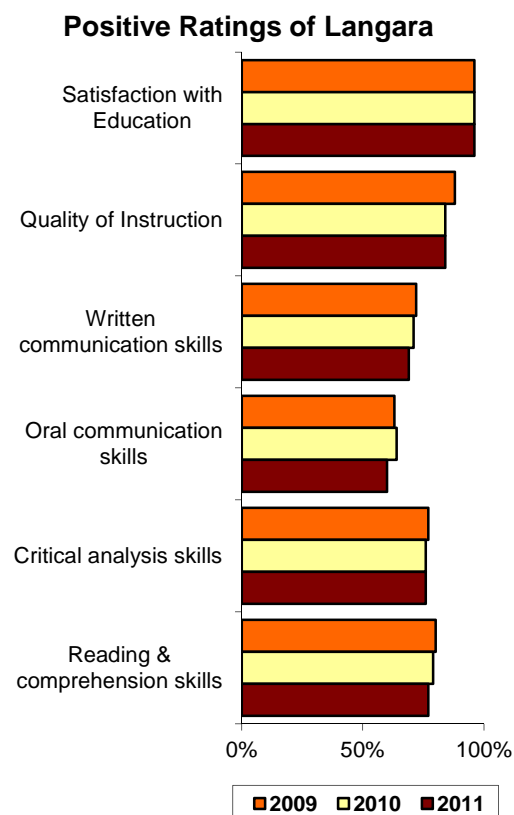
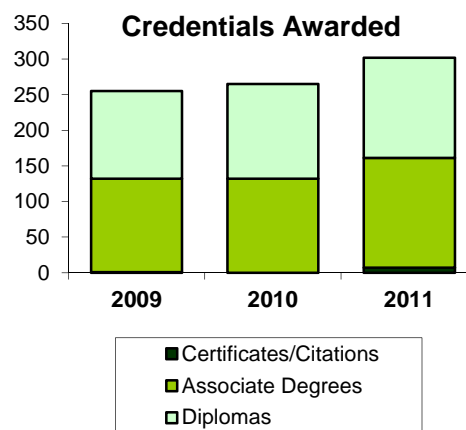


# Student Outcomes Survey Performance Indicators: Arts & Sciences Programs

	2009	2010	2011
<b>Credentials Awarded</b>			
Certificates/Citations	1		7
Associate Degrees	131	132	154
Diplomas	123	133	141
<b>Student Outcomes Survey Results</b>			
Number of survey respondents	791	815	672
<b>Current Activity</b>			
Further studies	86%	85%	81%
Employed full-time	22%	22%	26%
<b>Langara Education</b>			
Satisfaction with Education	96%	96%	96%
Quality of Instruction	88%	84%	84%
Instructor available outside of class	85%	n/a	n/a
Instructor helpfulness	85%	n/a	n/a
Fair assessments	85%	n/a	n/a
Written communication skills	72%	71%	69%
Oral communication skills	63%	64%	60%
Critical analysis skills	77%	76%	76%
Problem solving skills	68%	70%	66%
Reading & comprehension skills	80%	79%	77%
Group collaboration skills	73%	73%	72%
Mathematics skills	66%	64%	65%
Independent learning skills	75%	75%	75%
Innovative thinking skills	72%	n/a	n/a
Organization of program	81%	76%	74%
Textbooks & learning materials	70%	70%	68%
Library materials	70%	69%	70%
Amount of practical experience	58%	59%	58%
Courses were up to date	86%	84%	85%
Courses were relevant to field	85%	83%	81%
<b>Employment</b>			
Education useful in performing job	49%	53%	54%
Education related to primary job	27%	36%	34%
<b>Further Education</b>			
Transfer experience	90%	85%	84%
Related to Langara education	89%	89%	86%
Prepared for further studies	95%	93%	94%



<sup>1</sup> At least 30 hours per week in their main job

<sup>2</sup> Percent of respondents who rated the item positively (e.g.: 'Well' or 'Very Well')

<sup>3</sup> Among employed respondents only

<sup>4</sup> Among respondents taking further studies only