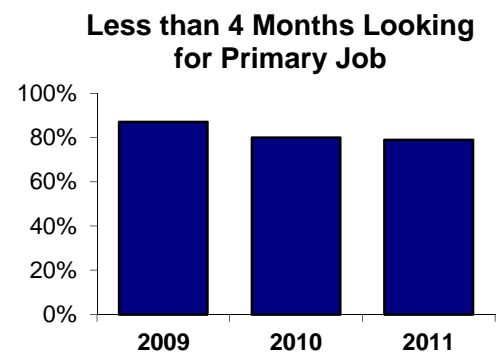
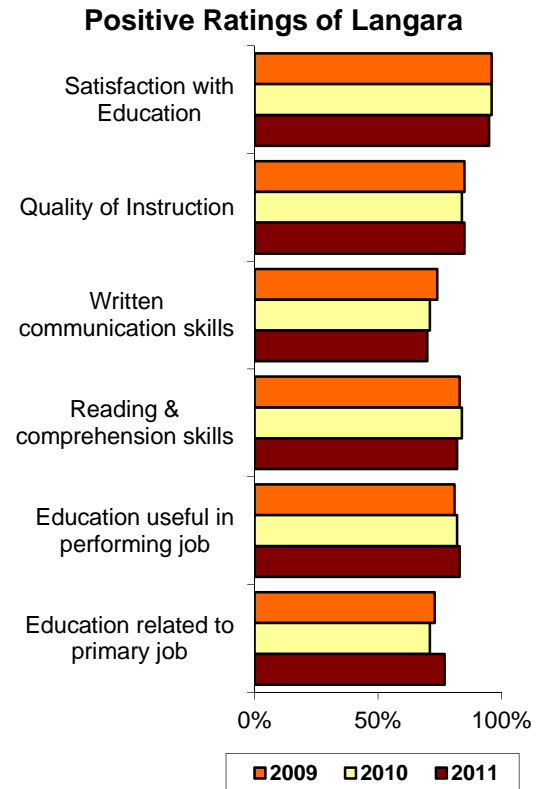
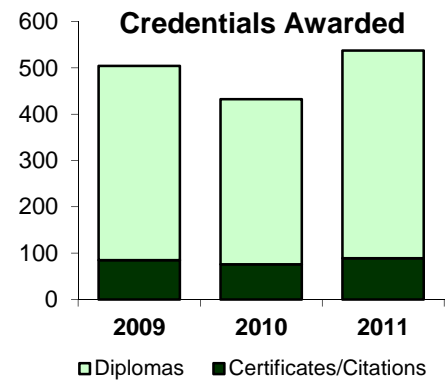


# Student Outcomes Survey Performance Indicators: Career/Vocational Programs

	2009	2010	2011
<b>Credentials Awarded</b>			
Certificates/Citations	85	76	89
Diplomas	419	356	448
<b>Student Outcomes Survey Results</b>			
Number of survey respondents	311	281	239
<b>Current Activity</b>			
Further studies	39%	40%	43%
Employed full-time	59%	60%	54%
<b>Langara Education</b>			
Satisfaction with Education	96%	96%	95%
Quality of Instruction	85%	84%	85%
Instructor available outside of class	82%	mask	mask
Instructor helpfulness	84%	mask	mask
Fair assessments	86%	mask	mask
Written communication skills	74%	71%	70%
Oral communication skills	77%	71%	75%
Critical analysis skills	82%	84%	85%
Problem solving skills	78%	79%	80%
Reading & comprehension skills	83%	84%	82%
Group collaboration skills	87%	84%	89%
Mathematics skills	64%	61%	50%
Independent learning skills	82%	81%	81%
Innovative thinking skills	80%	mask	mask
Organization of program	78%	77%	76%
Textbooks & learning materials	69%	60%	69%
Library materials	61%	65%	69%
Amount of practical experience	83%	79%	80%
Courses were up to date	84%	80%	81%
Courses were relevant to field	86%	86%	85%
<b>Employment</b>			
Education useful in performing job	81%	82%	83%
Education related to primary job	73%	71%	77%
<b>Further Education</b>			
Transfer experience	81%	87%	82%
Related to Langara education	84%	81%	95%
Prepared for further studies	94%	95%	96%



<sup>1</sup> At least 30 hours per week in their main job

<sup>2</sup> Percent of respondents who rated the item positively (e.g.: 'Well' or 'Very Well')

<sup>3</sup> Among employed respondents only

<sup>4</sup> Among respondents taking further studies only