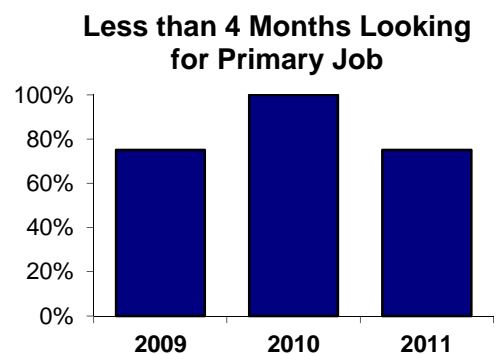
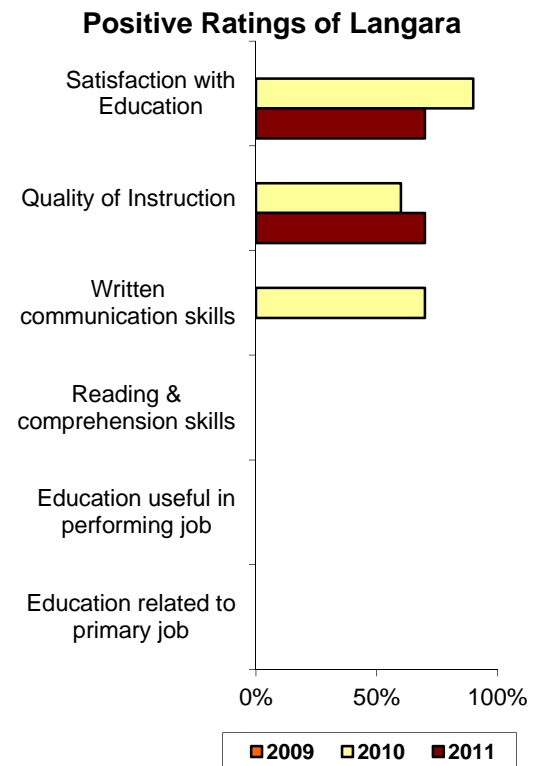
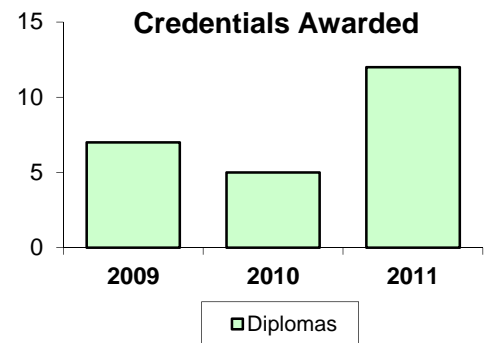


Student Outcomes Performance Indicators: Applied Urban & Rural Planning

	2009	2010	2011
Credentials Awarded			
Diplomas	7	5	12
Student Outcomes Survey Results			
Number of survey respondents	9	10	10
Current Activity			
Further studies	78%	40%	20%
Employed full-time	67%	60%	60%
Langara Education			
Satisfaction with Education	mask	90%	70%
Quality of Instruction	mask	60%	70%
Instructor available outside of class	mask	mask	mask
Instructor helpfulness	mask	mask	mask
Fair assessments	mask	mask	mask
Written communication skills	mask	70%	mask
Oral communication skills	mask	mask	mask
Critical analysis skills	mask	80%	mask
Problem solving skills	mask	80%	mask
Reading & comprehension skills	mask	mask	mask
Group collaboration skills	mask	mask	mask
Mathematics skills	mask	mask	mask
Independent learning skills	mask	70%	mask
Innovative thinking skills	mask	mask	mask
Organization of program	mask	40%	70%
Textbooks & learning materials	mask	60%	60%
Library materials	mask	mask	60%
Amount of practical experience	mask	90%	80%
Courses were up to date	mask	80%	100%
Courses were relevant to field	mask	80%	100%
Employment			
Education useful in performing job	mask	mask	mask
Education related to primary job	mask	mask	mask
Further Education			
Transfer experience	mask	mask	mask
Related to Langara education	mask	mask	mask
Prepared for further studies	mask	mask	mask



¹ At least 30 hours per week in their main job

² Percent of respondents who rated the item positively (e.g.: 'Well' or 'Very Well')

³ Among employed respondents only

⁴ Among respondents taking further studies only