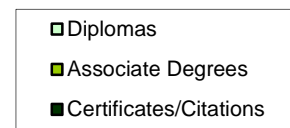
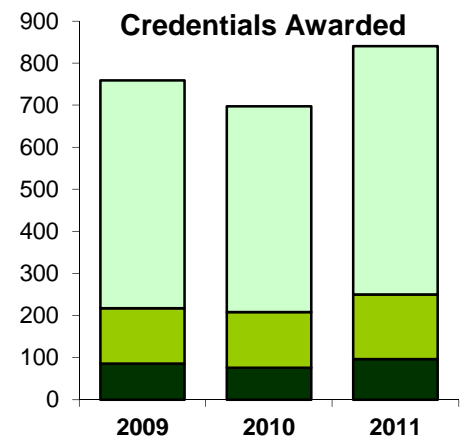
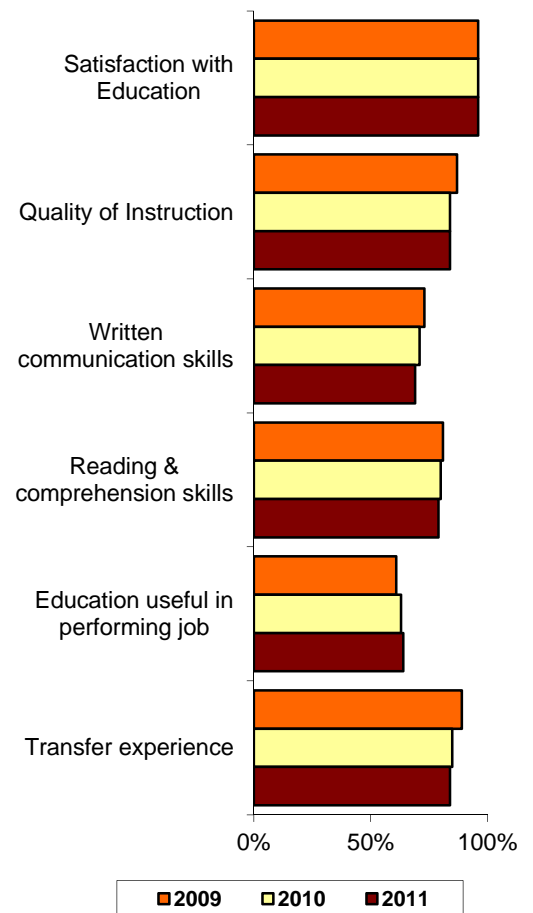


Student Outcomes Survey Performance Indicators: All Programs

	2009	2010	2011
Credentials Awarded			
Certificates/Citations	86	76	96
Associate Degrees	131	132	154
Diplomas	542	489	590
Student Outcomes Survey Results			
Number of respondents	1,102	1,096	911
Current Activity			
Further studies	73%	73%	71%
Employed full-time	32%	32%	34%
Langara Education			
Satisfaction with Education	96%	96%	96%
Quality of Instruction	87%	84%	84%
Instructor available outside of class	84%	mask	mask
Instructor helpfulness	85%	mask	mask
Fair assessments	85%	mask	mask
Written communication skills	73%	71%	69%
Oral communication skills	67%	66%	64%
Critical analysis skills	79%	78%	79%
Problem solving skills	71%	73%	70%
Reading & comprehension skills	81%	80%	79%
Group collaboration skills	77%	76%	77%
Mathematics skills	65%	63%	61%
Independent learning skills	77%	77%	76%
Innovative thinking skills	74%	mask	mask
Organization of program	80%	76%	75%
Textbooks & learning materials	70%	67%	68%
Library materials	68%	68%	70%
Amount of practical experience	66%	65%	64%
Courses were up to date	85%	83%	84%
Courses were relevant to field	85%	84%	82%
Employment			
Education useful in performing job	61%	63%	64%
Education related to primary job	44%	48%	48%
Further Education			
Transfer experience	89%	85%	84%
Related to Langara education	88%	88%	87%
Prepared for further studies	95%	94%	95%



Positive Ratings of Langara



¹ At least 30 hours per week in their main job

² Percent of respondents who rated the item positively (e.g.: 'Well' or 'Very Well')

³ Among employed respondents only

⁴ Among respondents taking further studies only