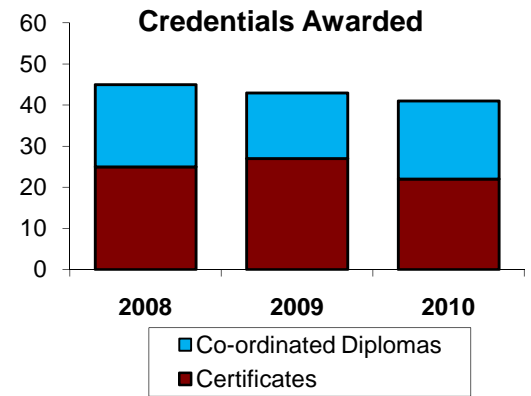
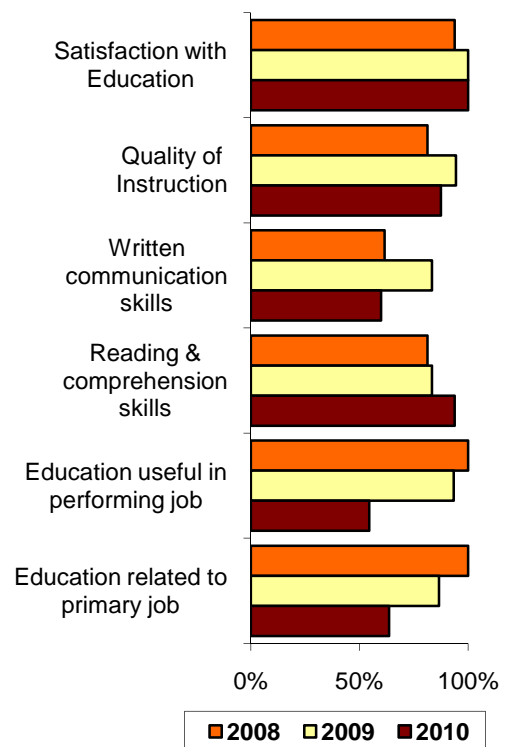


Student Outcomes Performance Indicators: Social Services Worker

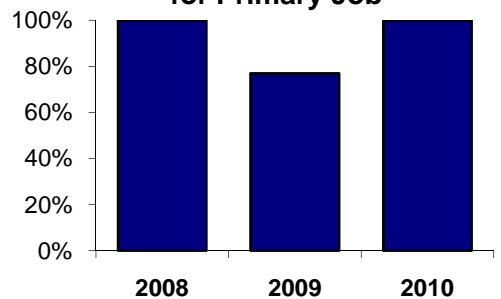
	2008	2009	2010
Credentials Awarded			
Certificates	25	27	22
Co-ordinated Diplomas	20	16	19
Student Outcomes Survey Results			
Number of survey respondents	16	18	16
Current Activity			
Further studies	63%	56%	n/a
Employed full-time	63%	79%	n/a
Langara Education % Positive Ratings			
Satisfaction with Education	94%	100%	100%
Quality of Instruction	81%	94%	88%
Instructor available outside of class	88%	83%	n/a
Instructor helpfulness	81%	94%	n/a
Fair assessments	88%	83%	n/a
Written communication skills	62%	83%	60%
Oral communication skills	73%	67%	67%
Critical analysis skills	75%	78%	75%
Problem solving skills	81%	89%	69%
Reading & comprehension skills	81%	83%	94%
Group collaboration skills	88%	100%	75%
Mathematics skills	0%	75%	20%
Independent learning skills	80%	67%	69%
Innovative thinking skills	n/a	83%	n/a
Organization of program	94%	78%	88%
Textbooks & learning materials	81%	72%	75%
Library materials	50%	57%	73%
Amount of practical experience	88%	94%	75%
Courses were up to date	81%	88%	81%
Courses were relevant to field	94%	94%	88%
Employment % Positive Ratings			
Education useful in performing job	100%	93%	55%
Education related to primary job	100%	87%	64%
Further Education % Positive Ratings			
Transfer experience	50%	75%	67%
Related to Langara education	89%	80%	100%
Prepared for further studies	100%	100%	100%



Positive Ratings of Langara



Less than 4 Months Looking for Primary Job



¹ At least 30 hours per week in their main job

² Percent of respondents who rated the item positively (e.g.: 'Well' or 'Very Well')

³ Among employed respondents only

⁴ Among respondents taking further studies only