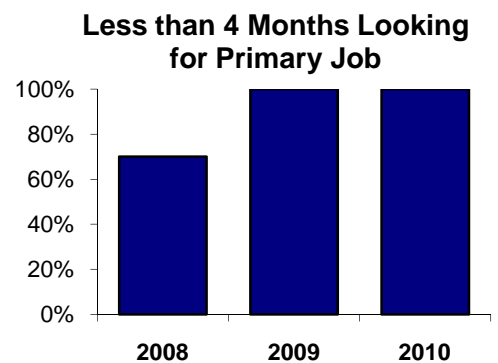
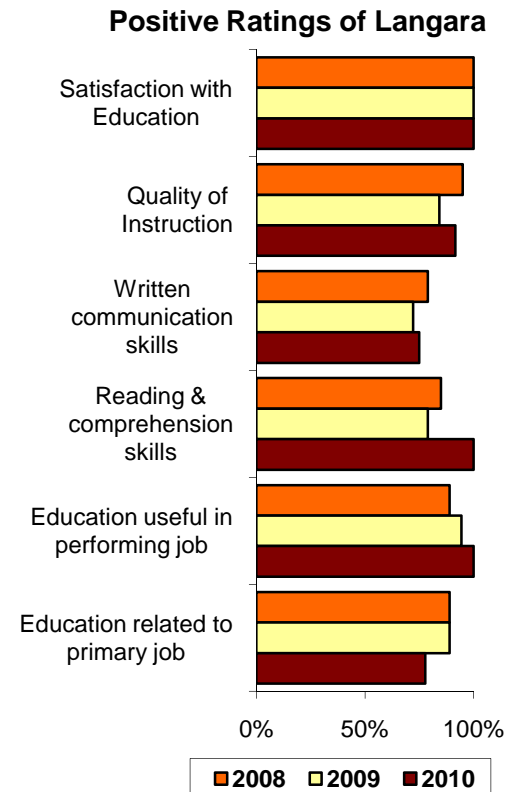
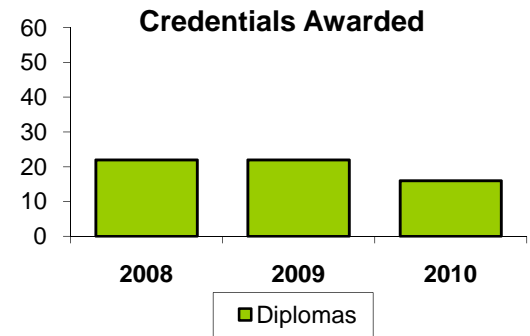


## Student Outcomes Performance Indicators: Recreation Diploma

	2008	2009	2010
<b>Credentials Awarded</b>			
Diplomas	22	22	16
<b>Student Outcomes Survey Results</b>			
Number of survey respondents	20	19	12
<b>Current Activity</b>			
Further studies	40%	37%	n/a
Employed full-time	83%	72%	n/a
<b>Langara Education % Positive Ratings</b>			
Satisfaction with Education	100%	100%	100%
Quality of Instruction	95%	84%	92%
Instructor available outside of class	90%	95%	n/a
Instructor helpfulness	100%	95%	n/a
Fair assessments	95%	89%	n/a
Written communication skills	79%	72%	75%
Oral communication skills	85%	89%	91%
Critical analysis skills	85%	84%	83%
Problem solving skills	85%	74%	90%
Reading & comprehension skills	85%	79%	100%
Group collaboration skills	95%	95%	92%
Mathematics skills	44%	62%	78%
Independent learning skills	90%	79%	82%
Innovative thinking skills	n/a	100%	n/a
Organization of program	85%	89%	92%
Textbooks & learning materials	70%	84%	75%
Library materials	63%	63%	45%
Amount of practical experience	85%	100%	92%
Courses were up to date	85%	95%	92%
Courses were relevant to field	85%	84%	92%
<b>Employment % Positive Ratings</b>			
Education useful in performing job	89%	94%	100%
Education related to primary job	89%	89%	78%
<b>Further Education % Positive Ratings</b>			
Transfer experience	100%	100%	100%
Related to Langara education	75%	71%	50%
Prepared for further studies	86%	71%	100%



<sup>1</sup> At least 30 hours per week in their main job

<sup>2</sup> Percent of respondents who rated the item positively (e.g.: 'Well' or 'Very Well')

<sup>3</sup> Among employed respondents only

<sup>4</sup> Among respondents taking further studies only