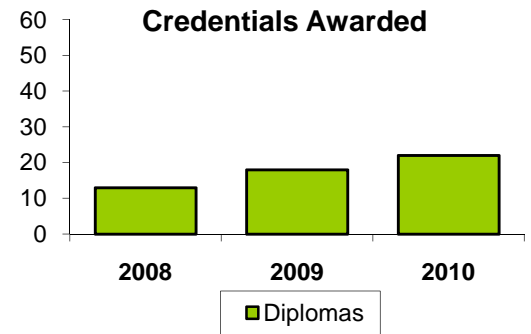
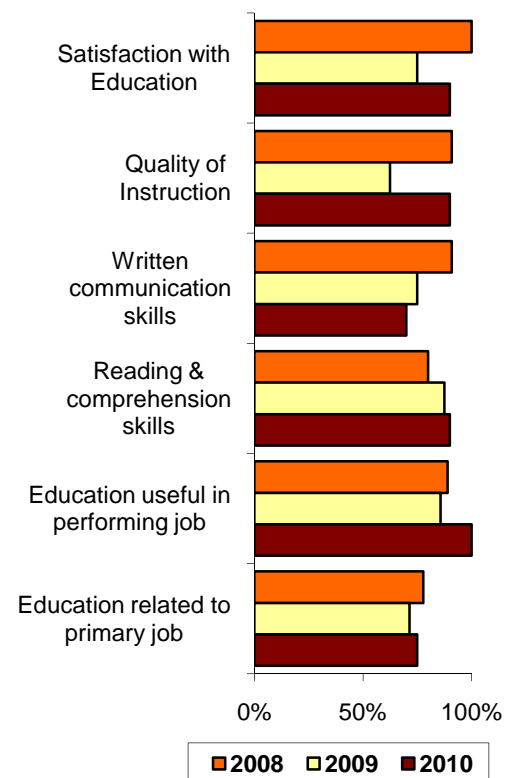


Student Outcomes Performance Indicators: Publishing

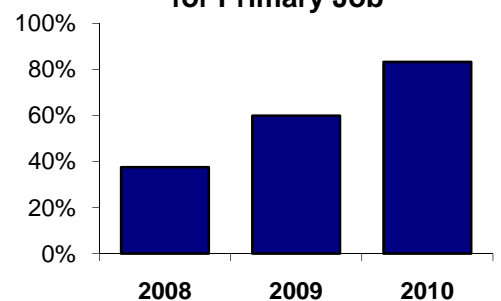
	2008	2009	2010
Credentials Awarded			
Diplomas	13	18	22
Student Outcomes Survey Results			
Number of survey respondents	11	8	10
Current Activity			
Further studies	36%	38%	n/a
Employed full-time	100%	86%	n/a
Langara Education % Positive Ratings			
Satisfaction with Education	100%	75%	90%
Quality of Instruction	91%	63%	90%
Instructor available outside of class	100%	100%	n/a
Instructor helpfulness	100%	88%	n/a
Fair assessments	100%	88%	n/a
Written communication skills	91%	75%	70%
Oral communication skills	63%	57%	50%
Critical analysis skills	91%	75%	70%
Problem solving skills	82%	88%	80%
Reading & comprehension skills	80%	88%	90%
Group collaboration skills	100%	88%	90%
Mathematics skills	67%	50%	67%
Independent learning skills	91%	63%	78%
Innovative thinking skills	n/a	88%	n/a
Organization of program	91%	63%	100%
Textbooks & learning materials	100%	75%	60%
Library materials	33%	33%	78%
Amount of practical experience	100%	100%	90%
Courses were up to date	100%	63%	60%
Courses were relevant to field	91%	88%	80%
Employment % Positive Ratings			
Education useful in performing job	89%	86%	100%
Education related to primary job	78%	71%	75%
Further Education % Positive Ratings			
Transfer experience	n/a	n/a	100%
Related to Langara education	50%	67%	50%
Prepared for further studies	100%	100%	50%



Positive Ratings of Langara



Less than 4 Months Looking for Primary Job



¹ At least 30 hours per week in their main job

² Percent of respondents who rated the item positively (e.g.: 'Well' or 'Very Well')

³ Among employed respondents only

⁴ Among respondents taking further studies only