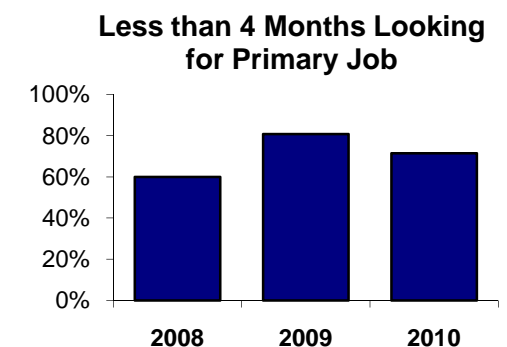
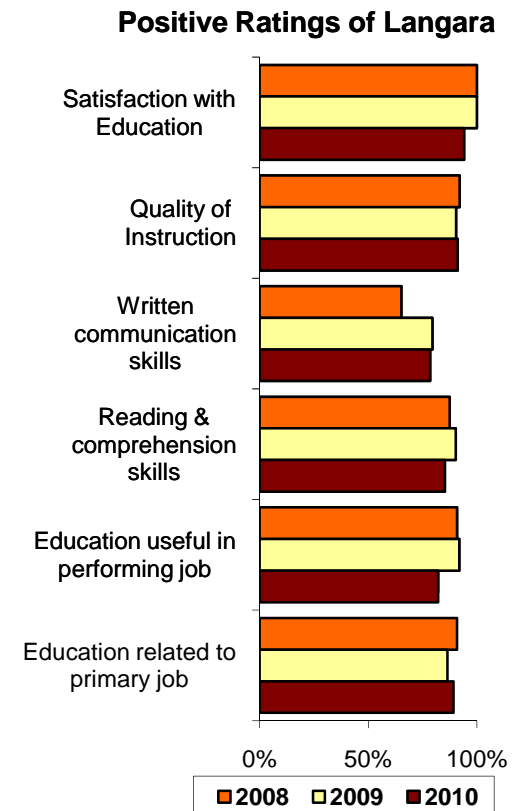



## Student Outcomes Performance Indicators: Library & Information Technology

	2008	2009	2010
<b>Credentials Awarded</b>			
Diplomas	54	41	33
<b>Student Outcomes Survey Results</b>			
Number of survey respondents	25	43	34
<b>Current Activity</b>			
Further studies	12%	21%	n/a
Employed full-time	80%	74%	n/a
<b>Langara Education % Positive Ratings</b>			
Satisfaction with Education	100%	100%	94%
Quality of Instruction	92%	90%	91%
Instructor available outside of class	84%	79%	n/a
Instructor helpfulness	84%	86%	n/a
Fair assessments	76%	88%	n/a
Written communication skills	65%	79%	79%
Oral communication skills	53%	84%	65%
Critical analysis skills	92%	86%	87%
Problem solving skills	78%	78%	75%
Reading & comprehension skills	88%	90%	85%
Group collaboration skills	78%	81%	83%
Mathematics skills	57%	83%	88%
Independent learning skills	88%	86%	84%
Innovative thinking skills	n/a	71%	n/a
Organization of program	68%	79%	73%
Textbooks & learning materials	52%	63%	62%
Library materials	76%	74%	78%
Amount of practical experience	84%	79%	76%
Courses were up to date	80%	81%	88%
Courses were relevant to field	88%	91%	91%
<b>Employment % Positive Ratings</b>			
Education useful in performing job	91%	92%	82%
Education related to primary job	91%	86%	89%
<b>Further Education % Positive Ratings</b>			
Transfer experience	n/a	100%	100%
Related to Langara education	67%	100%	67%
Prepared for further studies	100%	89%	100%



<sup>1</sup> At least 30 hours per week in their main job

<sup>2</sup> Percent of respondents who rated the item positively (e.g.: 'Well' or 'Very Well')

<sup>3</sup> Among employed respondents only

<sup>4</sup> Among respondents taking further studies only