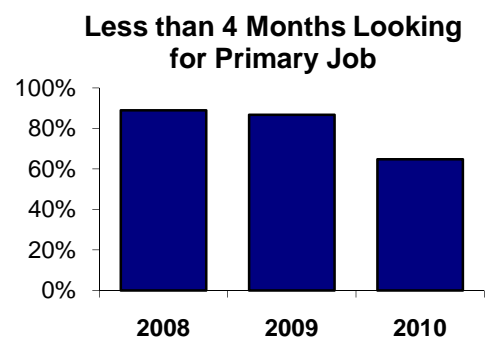
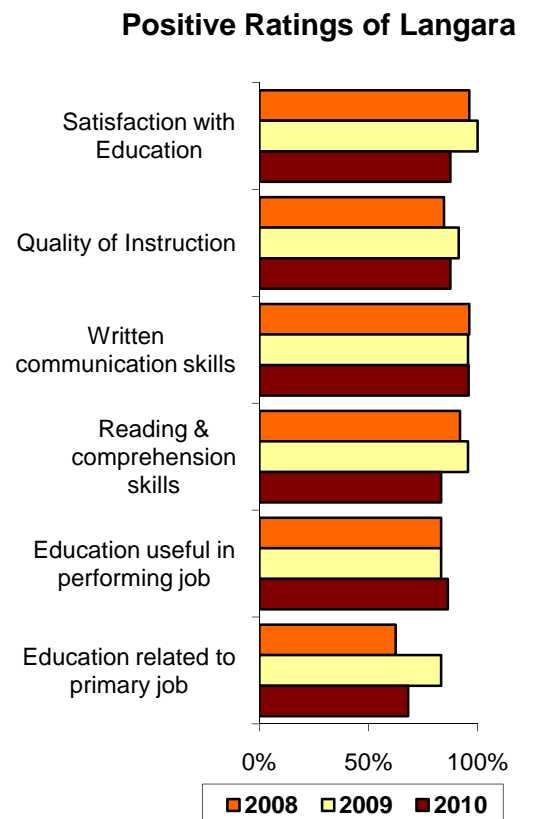
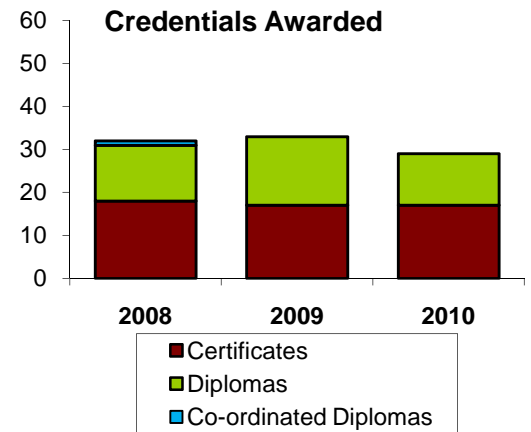


Student Outcomes Performance Indicators: Journalism

	2008	2009	2010
Credentials Awarded			
Certificates	18	17	17
Diplomas	13	16	12
Co-ordinated Diplomas	1	0	0
Student Outcomes Survey Results			
Number of survey respondents	26	23	24
Current Activity			
Further studies	19%	9%	n/a
Employed full-time	81%	88%	n/a
Langara Education % Positive Ratings			
Satisfaction with Education	96%	100%	88%
Quality of Instruction	85%	91%	88%
Instructor available outside of class	92%	91%	n/a
Instructor helpfulness	88%	96%	n/a
Fair assessments	77%	87%	n/a
Written communication skills	96%	96%	96%
Oral communication skills	76%	71%	67%
Critical analysis skills	85%	91%	83%
Problem solving skills	65%	78%	77%
Reading & comprehension skills	92%	96%	83%
Group collaboration skills	85%	91%	71%
Mathematics skills	54%	55%	19%
Independent learning skills	77%	86%	79%
Innovative thinking skills	n/a	83%	n/a
Organization of program	62%	87%	75%
Textbooks & learning materials	54%	57%	54%
Library materials	47%	44%	50%
Amount of practical experience	77%	96%	92%
Courses were up to date	77%	87%	71%
Courses were relevant to field	85%	96%	96%
Employment % Positive Ratings			
Education useful in performing job	83%	83%	86%
Education related to primary job	63%	83%	68%
Further Education % Positive Ratings			
Transfer experience	n/a	100%	0%
Related to Langara education	80%	50%	75%
Prepared for further studies	75%	100%	100%



¹ At least 30 hours per week in their main job

² Percent of respondents who rated the item positively (e.g.: 'Well' or 'Very Well')

³ Among employed respondents only

⁴ Among respondents taking further studies only