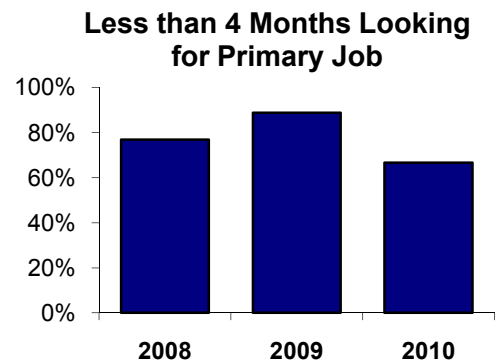
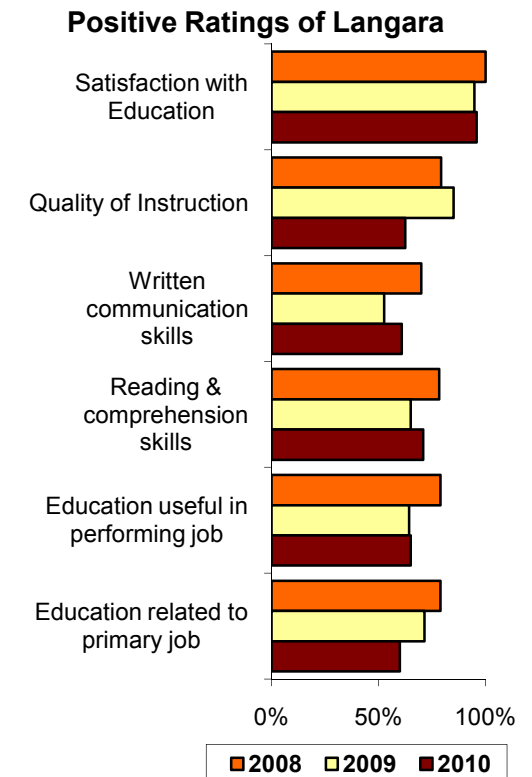
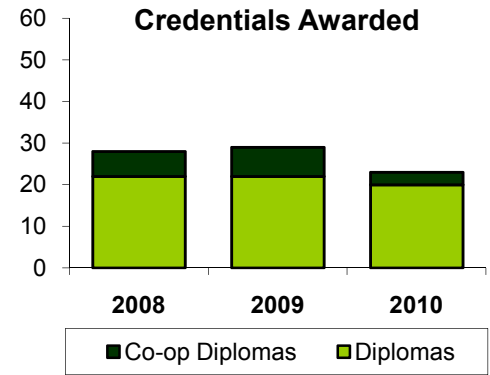


Student Outcomes Performance Indicators: Financial Management

	2008	2009	2010
Credentials Awarded			
Diplomas	22	22	20
Co-op Diplomas	6	7	3
Student Outcomes Survey Results			
Number of survey respondents	24	20	24
Current Activity			
Further studies	58%	75%	n/a
Employed full-time	83%	86%	n/a
Langara Education % Positive Ratings			
Satisfaction with Education	100%	95%	96%
Quality of Instruction	79%	85%	63%
Instructor available outside of class	88%	80%	n/a
Instructor helpfulness	96%	85%	n/a
Fair assessments	88%	85%	n/a
Written communication skills	70%	53%	61%
Oral communication skills	87%	61%	61%
Critical analysis skills	83%	74%	79%
Problem solving skills	75%	63%	71%
Reading & comprehension skills	78%	65%	71%
Group collaboration skills	67%	83%	78%
Mathematics skills	78%	94%	91%
Independent learning skills	79%	71%	67%
Innovative thinking skills	n/a	60%	n/a
Organization of program	71%	75%	67%
Textbooks & learning materials	75%	75%	58%
Library materials	53%	53%	58%
Amount of practical experience	78%	40%	48%
Courses were up to date	75%	75%	83%
Courses were relevant to field	87%	85%	88%
Employment % Positive Ratings			
Education useful in performing job	79%	64%	65%
Education related to primary job	79%	71%	60%
Further Education % Positive Ratings			
Transfer experience	50%	100%	100%
Related to Langara education	93%	93%	89%
Prepared for further studies	100%	100%	100%



¹ At least 30 hours per week in their main job

² Percent of respondents who rated the item positively (e.g.: 'Well' or 'Very Well')

³ Among employed respondents only

⁴ Among respondents taking further studies only