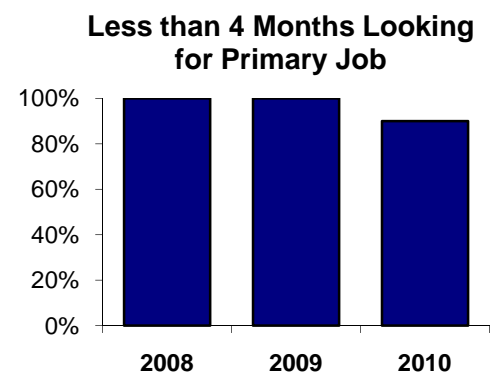
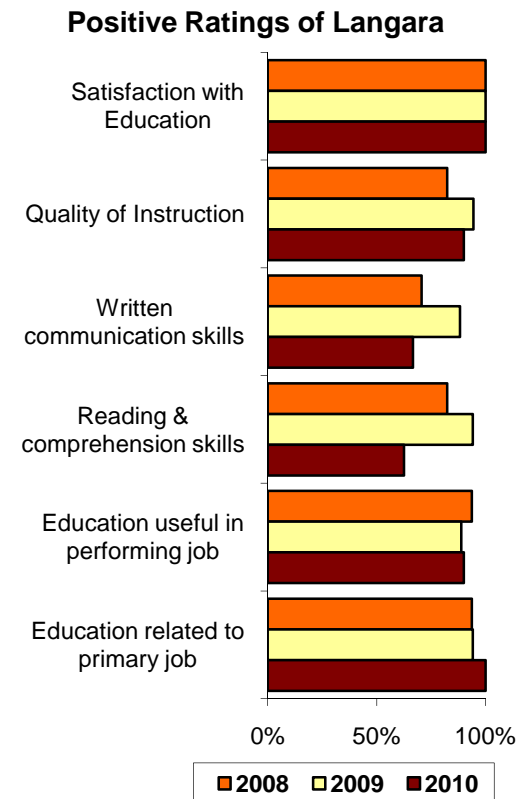
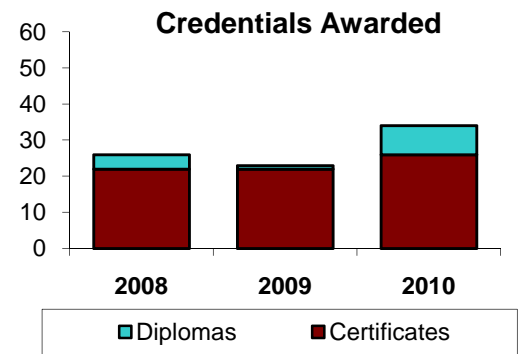


## Student Outcomes Performance Indicators: Education Assistant

	2008	2009	2010
<b>Credentials Awarded</b>			
Certificates	22	22	26
Diplomas	4	1	8
<b>Student Outcomes Survey Results</b>			
Number of survey respondents	17	18	10
<b>Current Activity</b>			
Further studies	35%	28%	n/a <sup>1</sup>
Employed full-time	100%	93%	n/a <sup>2</sup>
<b>Langara Education % Positive Ratings</b>			
Satisfaction with Education	100%	100%	100%
Quality of Instruction	82%	94%	90%
Instructor available outside of class	73%	100%	n/a
Instructor helpfulness	81%	100%	n/a
Fair assessments	82%	100%	n/a
Written communication skills	71%	88%	67%
Oral communication skills	75%	94%	67%
Critical analysis skills	88%	94%	80%
Problem solving skills	76%	89%	80%
Reading & comprehension skills	82%	94%	63%
Group collaboration skills	82%	94%	80%
Mathematics skills	45%	50%	0%
Independent learning skills	69%	100%	78%
Innovative thinking skills	n/a	94%	n/a
Organization of program	82%	94%	90%
Textbooks & learning materials	65%	100%	70%
Library materials	67%	88%	78%
Amount of practical experience	88%	100%	100%
Courses were up to date	82%	100%	70%
Courses were relevant to field	82%	100%	80%
<b>Employment % Positive Ratings</b>			
Education useful in performing job	94%	89%	90%
Education related to primary job	94%	94%	100%
<b>Further Education % Positive Ratings</b>			
Transfer experience	n/a	100%	n/a
Related to Langara education	67%	80%	100%
Prepared for further studies	80%	100%	50%



<sup>1</sup> At least 30 hours per week in their main job

<sup>2</sup> Percent of respondents who rated the item positively (e.g.: 'Well' or 'Very Well')

<sup>3</sup> Among employed respondents only

<sup>4</sup> Among respondents taking further studies only