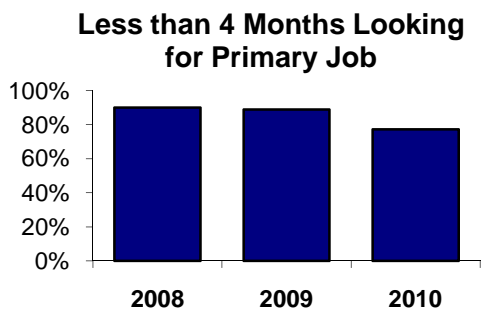
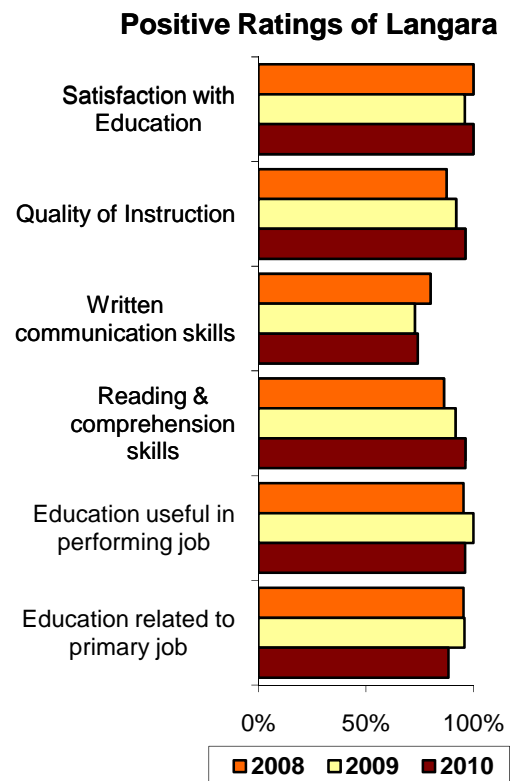
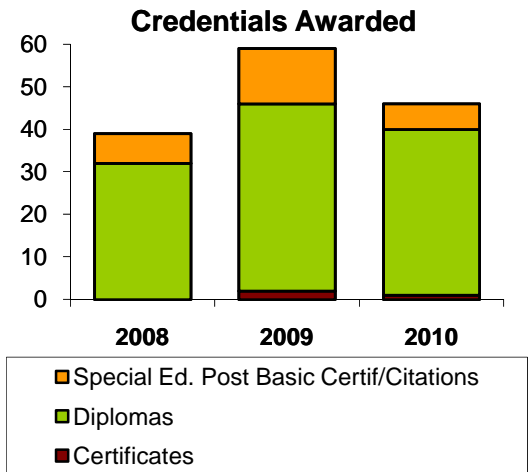


Student Outcomes Performance Indicators: Early Childhood Education

	2008	2009	2010
Credentials Awarded			
Certificates	0	2	1
Diplomas	32	44	39
Special Ed. Post Basic Certif/Citations	7	13	6
Student Outcomes Survey Results			
Number of survey respondents	24	25	27
Current Activity			
Further studies	50%	48%	n/a
Employed full-time	91%	83%	n/a
Langara Education % Positive Ratings			
Satisfaction with Education	100%	96%	100%
Quality of Instruction	88%	92%	96%
Instructor available outside of class	74%	92%	n/a
Instructor helpfulness	78%	88%	n/a
Fair assessments	83%	84%	n/a
Written communication skills	80%	73%	74%
Oral communication skills	68%	92%	81%
Critical analysis skills	91%	83%	89%
Problem solving skills	91%	88%	96%
Reading & comprehension skills	86%	92%	96%
Group collaboration skills	91%	92%	93%
Mathematics skills	46%	46%	86%
Independent learning skills	81%	83%	85%
Innovative thinking skills	n/a	92%	n/a
Organization of program	79%	76%	81%
Textbooks & learning materials	67%	72%	81%
Library materials	70%	61%	88%
Amount of practical experience	92%	92%	100%
Courses were up to date	92%	92%	89%
Courses were relevant to field	96%	92%	96%
Employment % Positive Ratings			
Education useful in performing job	95%	100%	96%
Education related to primary job	95%	96%	88%
Further Education % Positive Ratings			
Transfer experience	50%	67%	100%
Related to Langara education	100%	100%	67%
Prepared for further studies	100%	100%	100%



¹ At least 30 hours per week in their main job
² Percent of respondents who rated the item positively (e.g.: 'Well' or 'Very Well')
³ Among employed respondents only
⁴ Among respondents taking further studies only