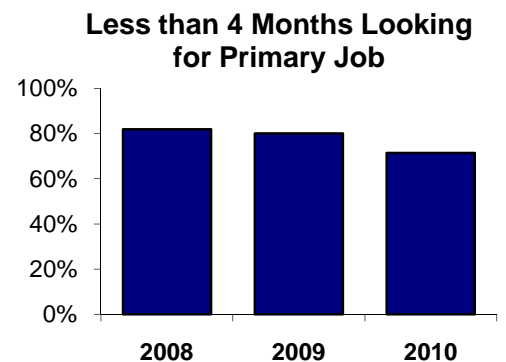
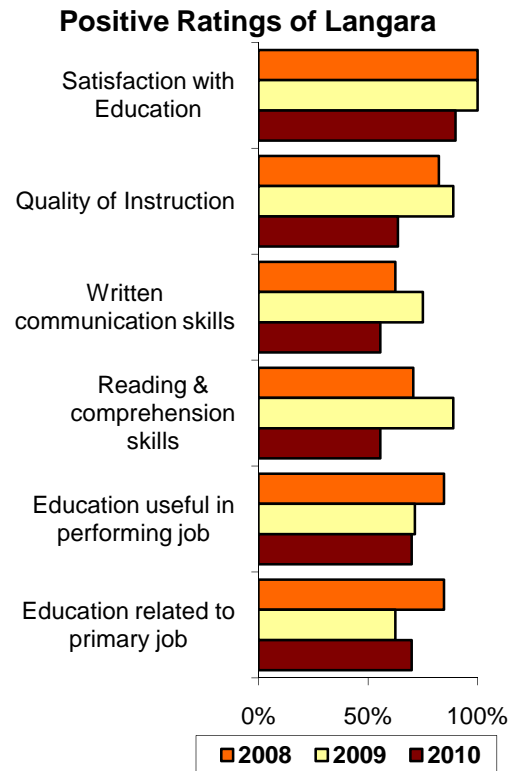



Student Outcomes Performance Indicators: Display + Design

	2008	2009	2010
Credentials Awarded			
Diplomas	8	16	14
Student Outcomes Survey Results			
Number of survey respondents	17	9	11
Current Activity			
Further studies	47%	67%	n/a
Employed full-time	69%	88%	n/a
Langara Education % Positive Ratings			
Satisfaction with Education	100%	100%	90%
Quality of Instruction	82%	89%	64%
Instructor available outside of class	88%	89%	n/a
Instructor helpfulness	94%	100%	n/a
Fair assessments	88%	100%	n/a
Written communication skills	63%	75%	56%
Oral communication skills	88%	89%	60%
Critical analysis skills	100%	100%	91%
Problem solving skills	94%	100%	73%
Reading & comprehension skills	71%	89%	56%
Group collaboration skills	100%	100%	73%
Mathematics skills	33%	50%	25%
Independent learning skills	82%	89%	82%
Innovative thinking skills	n/a	100%	n/a
Organization of program	76%	89%	36%
Textbooks & learning materials	47%	88%	18%
Library materials	43%	67%	10%
Amount of practical experience	100%	100%	73%
Courses were up to date	65%	100%	55%
Courses were relevant to field	88%	89%	55%
Employment % Positive Ratings			
Education useful in performing job	85%	71%	70%
Education related to primary job	85%	63%	70%
Further Education % Positive Ratings			
Transfer experience	0%	0%	n/a
Related to Langara education	88%	83%	33%
Prepared for further studies	100%	100%	100%



¹ At least 30 hours per week in their main job

² Percent of respondents who rated the item positively (e.g.: 'Well' or 'Very Well')

³ Among employed respondents only

⁴ Among respondents taking further studies only