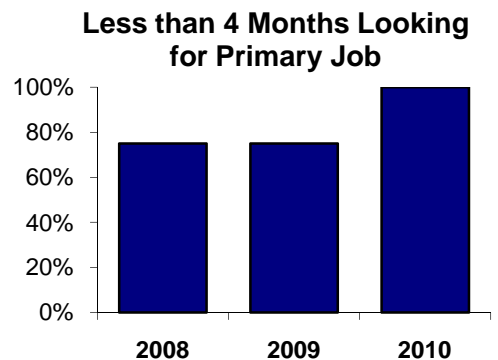
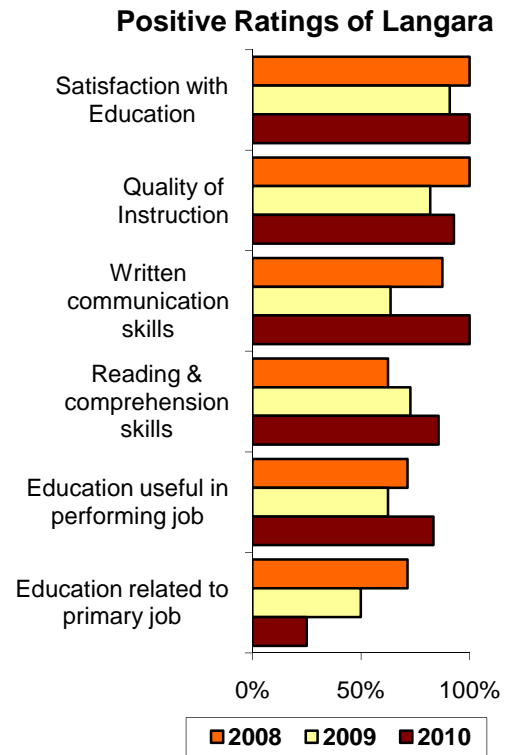



## Student Outcomes Performance Indicators: Criminal Justice

	2008	2009	2010
<b>Credentials Awarded</b>			
Diplomas	12	15	10
<b>Student Outcomes Survey Results</b>			
Number of survey respondents	8	11	14
<b>Current Activity</b>			
Further studies	75%	45%	n/a
Employed full-time	43%	63%	n/a
<b>Langara Education % Positive Ratings</b>			
Satisfaction with Education	100%	91%	100%
Quality of Instruction	100%	82%	93%
Instructor available outside of class	100%	55%	n/a
Instructor helpfulness	88%	55%	n/a
Fair assessments	88%	73%	n/a
Written communication skills	88%	64%	100%
Oral communication skills	100%	70%	77%
Critical analysis skills	88%	73%	86%
Problem solving skills	88%	60%	69%
Reading & comprehension skills	63%	73%	86%
Group collaboration skills	100%	80%	85%
Mathematics skills	0%	40%	25%
Independent learning skills	88%	64%	85%
Innovative thinking skills	n/a	82%	n/a
Organization of program	100%	73%	93%
Textbooks & learning materials	75%	82%	71%
Library materials	75%	64%	79%
Amount of practical experience	88%	44%	57%
Courses were up to date	100%	91%	100%
Courses were relevant to field	100%	73%	100%
<b>Employment % Positive Ratings</b>			
Education useful in performing job	71%	63%	83%
Education related to primary job	71%	50%	25%
<b>Further Education % Positive Ratings</b>			
Transfer experience	33%	100%	100%
Related to Langara education	83%	80%	56%
Prepared for further studies	100%	100%	100%



<sup>1</sup> At least 30 hours per week in their main job

<sup>2</sup> Percent of respondents who rated the item positively (e.g.: 'Well' or 'Very Well')

<sup>3</sup> Among employed respondents only

<sup>4</sup> Among respondents taking further studies only