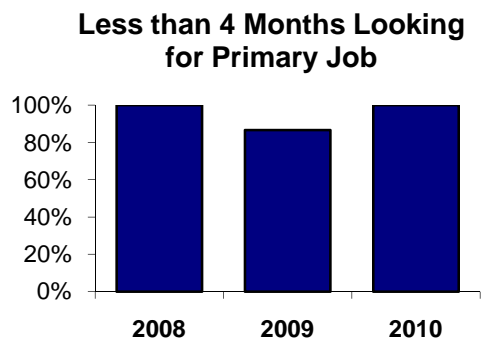
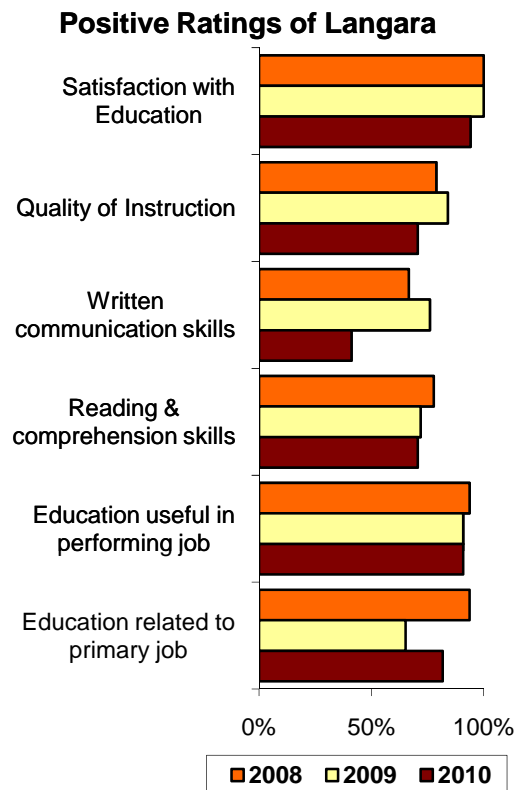
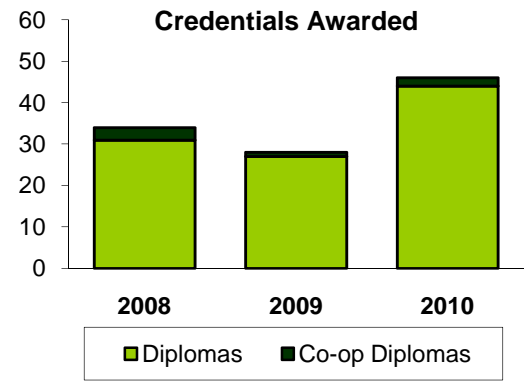


## Student Outcomes Performance Indicators: Business Management

	2008	2009	2010
<b>Credentials Awarded</b>			
Diplomas	31	27	44
Co-op Diplomas	3	1	2
<b>Student Outcomes Survey Results</b>			
Number of survey respondents	19	25	17
<b>Current Activity</b>			
Further studies	42%	40%	n/a
Employed full-time	80%	86%	n/a
<b>Langara Education % Positive Ratings</b>			
Satisfaction with Education	100%	100%	94%
Quality of Instruction	79%	84%	71%
Instructor available outside of class	68%	80%	n/a
Instructor helpfulness	79%	76%	n/a
Fair assessments	79%	84%	n/a
Written communication skills	67%	76%	41%
Oral communication skills	72%	76%	65%
Critical analysis skills	74%	72%	71%
Problem solving skills	84%	76%	82%
Reading & comprehension skills	78%	72%	71%
Group collaboration skills	83%	84%	88%
Mathematics skills	74%	57%	41%
Independent learning skills	79%	80%	88%
Innovative thinking skills	n/a	68%	n/a
Organization of program	58%	68%	71%
Textbooks & learning materials	67%	88%	29%
Library materials	36%	64%	59%
Amount of practical experience	67%	64%	50%
Courses were up to date	84%	88%	76%
Courses were relevant to field	74%	76%	76%
<b>Employment % Positive Ratings</b>			
Education useful in performing job	94%	91%	91%
Education related to primary job	94%	65%	82%
<b>Further Education % Positive Ratings</b>			
Transfer experience	100%	0%	0%
Related to Langara education	88%	90%	100%
Prepared for further studies	100%	90%	100%



<sup>1</sup> At least 30 hours per week in their main job

<sup>2</sup> Percent of respondents who rated the item positively (e.g.: 'Well' or 'Very Well')

<sup>3</sup> Among employed respondents only

<sup>4</sup> Among respondents taking further studies only