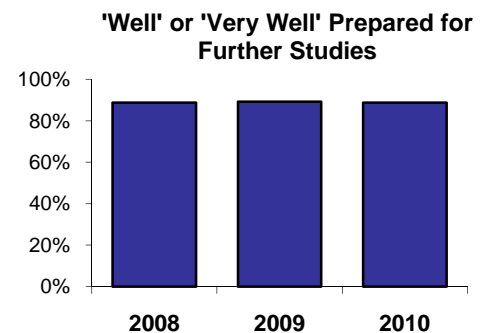
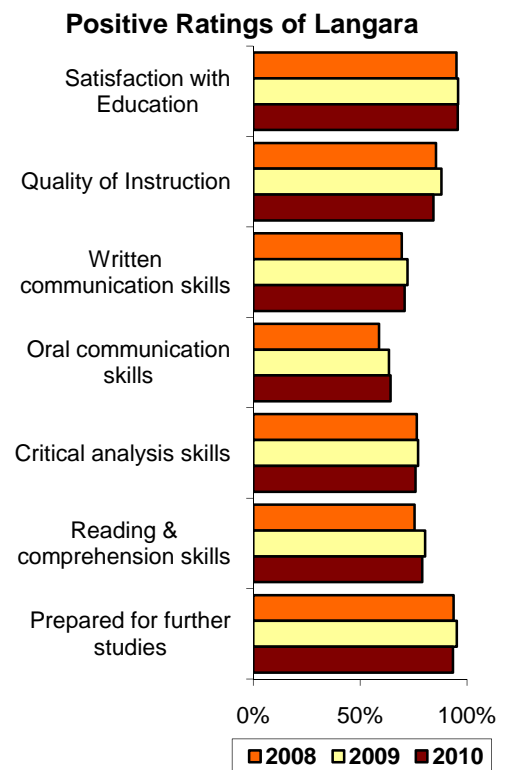
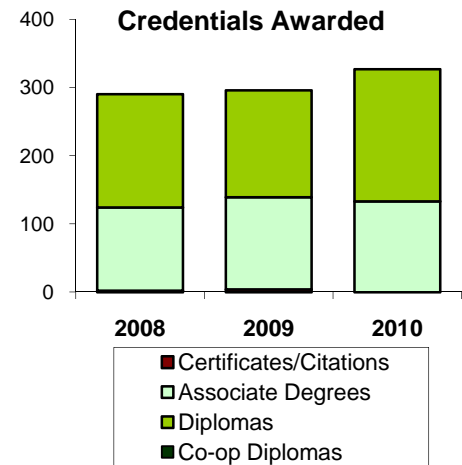


Student Outcomes Performance Indicators: All Arts & Sciences Programs

	2008	2009	2010
Credentials Awarded			
Certificates/Citations	2	4	0
Associate Degrees	122	135	133
Diplomas	166	157	194
Co-op Diplomas			
Student Outcomes Survey Results			
Number of survey respondents	907	791	815
Current Activity			
Further studies	86%	86%	n/a
Employed full-time	43%	41%	n/a
Langara Education % Positive Ratings			
Satisfaction with Education	95%	96%	96%
Quality of Instruction	85%	88%	84%
Instructor available outside of class	81%	85%	n/a
Instructor helpfulness	85%	85%	n/a
Fair assessments	82%	85%	n/a
Written communication skills	70%	72%	71%
Oral communication skills	59%	63%	64%
Critical analysis skills	76%	77%	76%
Problem solving skills	65%	68%	70%
Reading & comprehension skills	75%	80%	79%
Group collaboration skills	70%	73%	73%
Mathematics skills	64%	66%	64%
Independent learning skills	73%	75%	75%
Innovative thinking skills	n/a	72%	n/a
Organization of program	80%	81%	76%
Textbooks & learning materials	67%	70%	70%
Library materials	56%	70%	69%
Amount of practical experience	58%	58%	59%
Courses were up to date	84%	86%	84%
Courses were relevant to field	82%	85%	83%
Employment % Positive Ratings			
Education useful in performing job	52%	49%	53%
Education related to primary job	30%	27%	36%
Further Education % Positive Ratings			
Transfer experience	84%	90%	85%
Related to Langara education	89%	89%	89%
Prepared for further studies	94%	95%	93%



¹ At least 30 hours per week in their main job

² Percent of respondents who rated the item positively (e.g.: 'Well' or 'Very Well')

³ Among employed respondents only

⁴ Among respondents taking further studies only