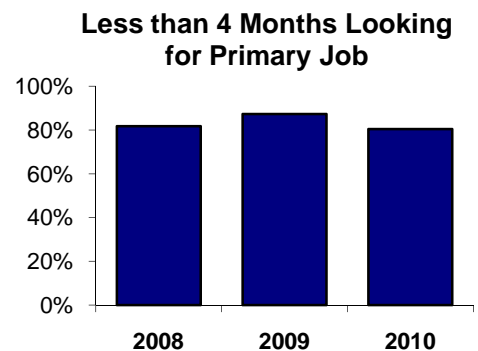
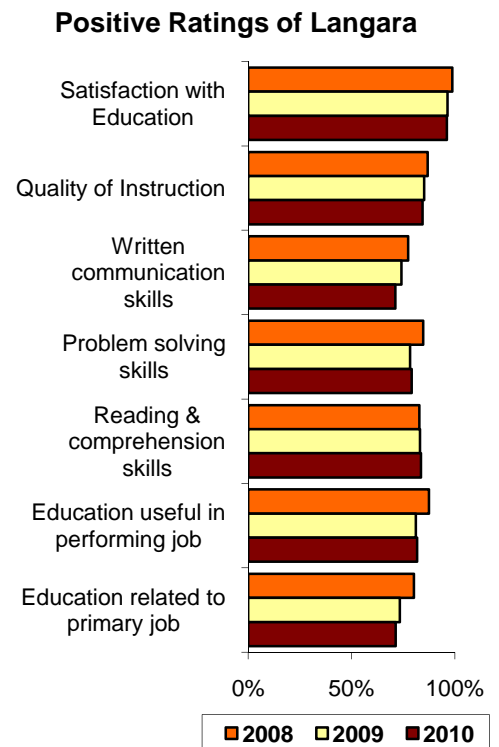
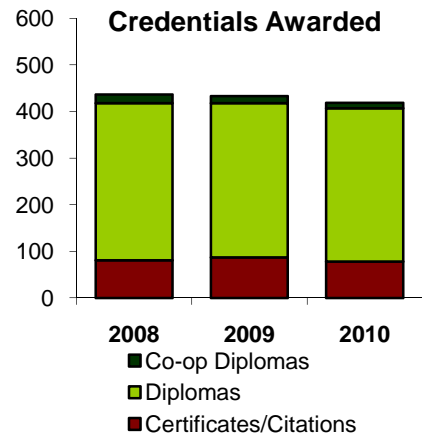


Student Outcomes Performance Indicators: All Career/Vocational Programs*

	2008	2009	2010
Credentials Awarded			
Certificates/Citations	81	87	78
Diplomas	337	331	329
Co-op Diplomas	19	15	12
Student Outcomes Survey Results			
Number of survey respondents	313	311	281
Current Activity			
Further studies	42%	39%	n/a
Employed full-time	80%	77%	n/a
Langara Education % Positive Ratings			
Satisfaction with Education	99%	96%	96%
Quality of Instruction	87%	85%	84%
Instructor available outside of class	84%	82%	n/a
Instructor helpfulness	87%	84%	n/a
Fair assessments	86%	86%	n/a
Written communication skills	77%	74%	71%
Oral communication skills	78%	77%	71%
Critical analysis skills	87%	82%	84%
Problem solving skills	85%	78%	79%
Reading & comprehension skills	83%	83%	84%
Group collaboration skills	88%	87%	84%
Mathematics skills	59%	64%	61%
Independent learning skills	84%	82%	81%
Innovative thinking skills	n/a	80%	n/a
Organization of program	79%	78%	77%
Textbooks & learning materials	67%	69%	60%
Library materials	55%	61%	65%
Amount of practical experience	87%	83%	79%
Courses were up to date	83%	84%	80%
Courses were relevant to field	86%	86%	86%
Employment % Positive Ratings			
Education useful in performing job	87%	81%	82%
Education related to primary job	80%	73%	71%
Further Education % Positive Ratings			
Transfer experience	74%	81%	87%
Related to Langara education	87%	84%	81%
Prepared for further studies	97%	94%	95%



* Does not include Baccalaureate programs

¹ At least 30 hours per week in their main job

² Percent of respondents who rated the item positively (e.g.: 'Well' or 'Very Well')

³ Among employed respondents only

⁴ Among respondents taking further studies only