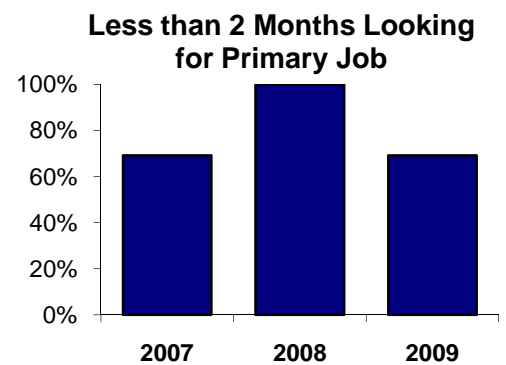
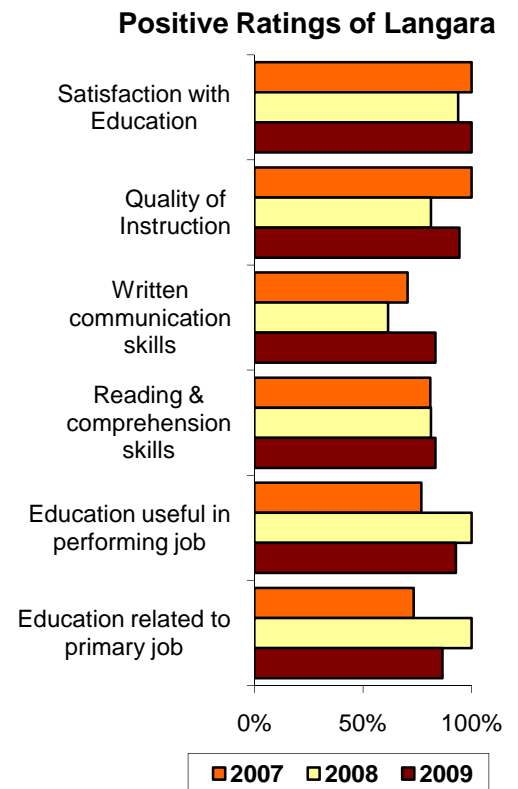
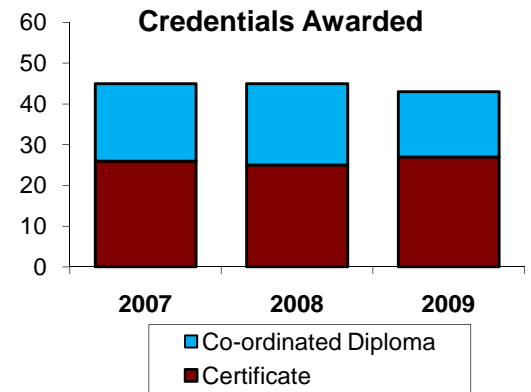


## Student Outcomes Performance Indicators: Social Services Worker

	2007	2008	2009
<b>Credentials Awarded</b>			
Certificate	26	25	27
Co-ordinated Diploma	19	20	16
<b>Student Outcomes Survey Results</b>			
Number of survey respondents	21	16	18
<b>Current Activity</b>			
Further studies	52%	63%	56%
Employed full-time	60%	63%	79%
<b>Langara Education % Positive Ratings</b>			
Satisfaction with Education	100%	94%	100%
Quality of Instruction	100%	81%	94%
Instructor available outside of class	95%	88%	83%
Instructor helpfulness	100%	81%	94%
Fair assessments	100%	88%	83%
Written communication skills	71%	62%	83%
Oral communication skills	83%	73%	67%
Critical analysis skills	90%	75%	78%
Problem solving skills	86%	81%	89%
Reading & comprehension skills	81%	81%	83%
Group collaboration skills	90%	88%	100%
Mathematics skills	50%	0%	75%
Independent learning skills	81%	80%	67%
Innovative thinking	90%	n/a	83%
Organization of program	100%	94%	78%
Textbooks & learning materials	81%	81%	72%
Library materials	58%	50%	57%
Amount of practical experience	95%	88%	94%
Courses were up to date	95%	81%	88%
Courses were relevant to field	95%	94%	94%
<b>Employment % Positive Ratings</b>			
Education useful in performing job	77%	100%	93%
Education related to primary job	73%	100%	87%
<b>Further Education % Positive Ratings</b>			
Transfer experience	100%	50%	75%
Related to Langara education	91%	89%	80%
Prepared for further studies	91%	100%	100%



<sup>1</sup> At least 30 hours per week in their main job

<sup>2</sup> Percent of respondents who rated the item positively (e.g.: 'Well' or 'Very Well')

<sup>3</sup> Among employed respondents only

<sup>4</sup> Among respondents taking further studies only