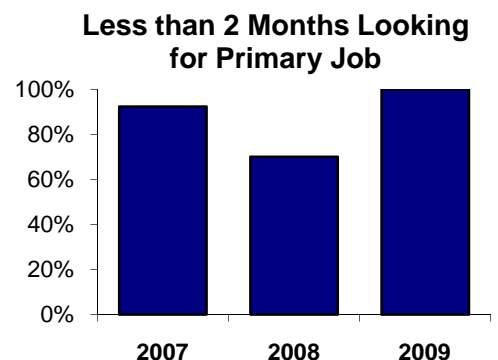
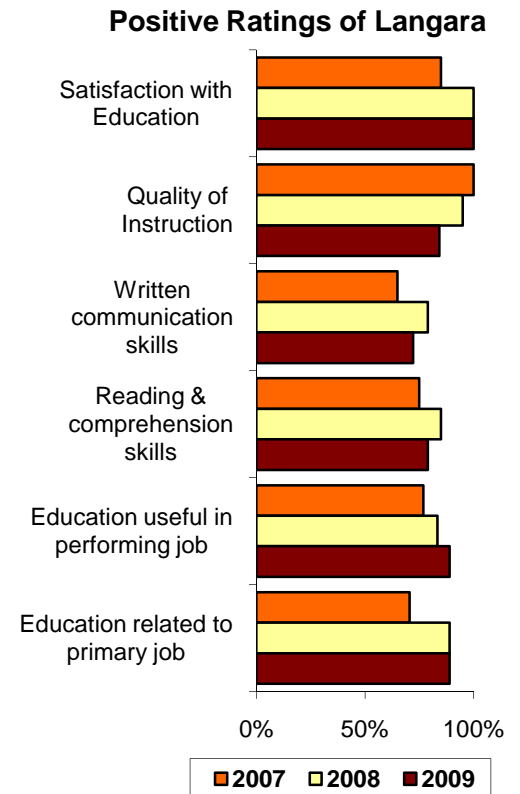
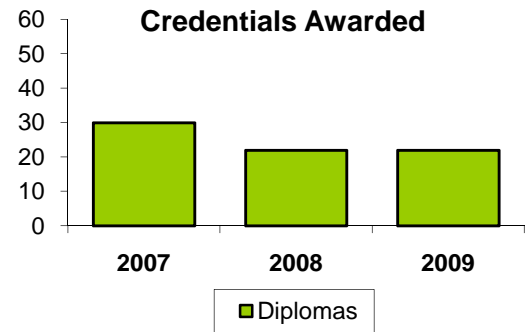


Student Outcomes Performance Indicators: Recreation Diploma

	2007	2008	2009
Credentials Awarded			
Diplomas	30	22	22
Student Outcomes Survey Results			
Number of survey respondents	20	20	19
Current Activity			
Further studies	40%	40%	37%
Employed full-time	71%	83%	72%
Langara Education % Positive Ratings			
Satisfaction with Education	85%	100%	100%
Quality of Instruction	100%	95%	84%
Instructor available outside of class	100%	90%	95%
Instructor helpfulness	95%	100%	95%
Fair assessments	90%	95%	89%
Written communication skills	65%	79%	72%
Oral communication skills	80%	85%	89%
Critical analysis skills	80%	85%	84%
Problem solving skills	80%	85%	74%
Reading & comprehension skills	75%	85%	79%
Group collaboration skills	100%	95%	95%
Mathematics skills	8%	44%	62%
Independent learning skills	100%	90%	79%
Innovative thinking	95%	n/a	100%
Organization of program	85%	85%	89%
Textbooks & learning materials	65%	70%	84%
Library materials	58%	63%	63%
Amount of practical experience	95%	85%	100%
Courses were up to date	90%	85%	95%
Courses were relevant to field	80%	85%	84%
Employment % Positive Ratings			
Education useful in performing job	77%	83%	89%
Education related to primary job	71%	89%	89%
Further Education % Positive Ratings			
Transfer experience	100%	100%	100%
Related to Langara education	63%	75%	71%
Prepared for further studies	75%	86%	71%



¹ At least 30 hours per week in their main job

² Percent of respondents who rated the item positively (e.g.: 'Well' or 'Very Well')

³ Among employed respondents only

⁴ Among respondents taking further studies only