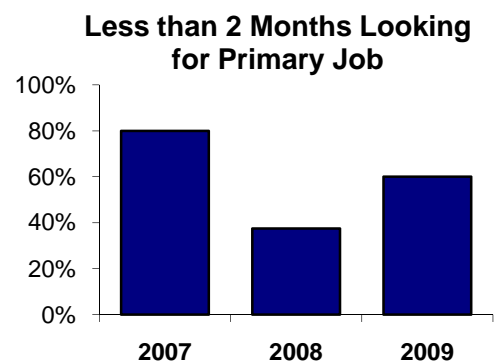
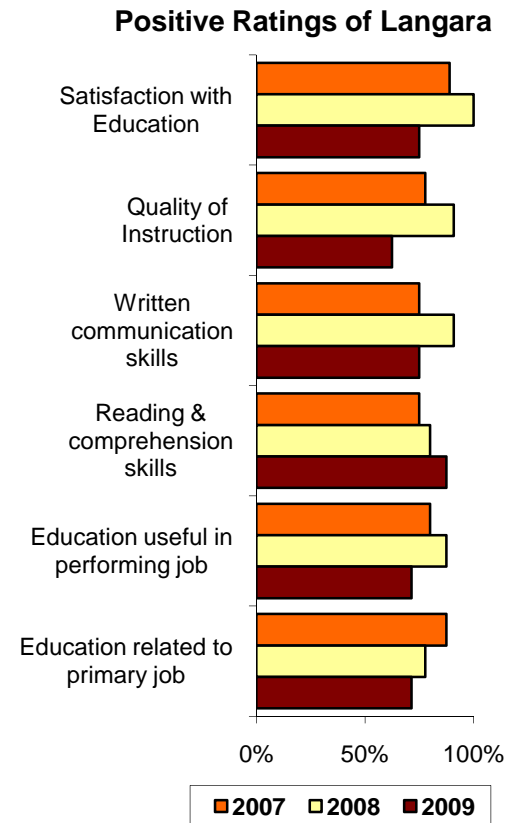
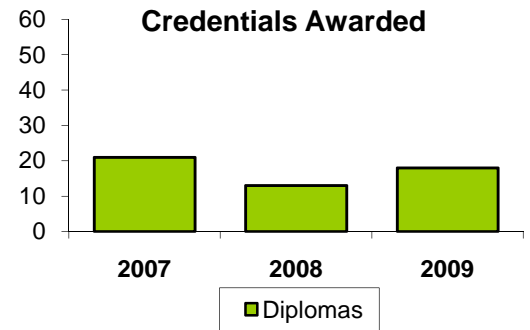


Student Outcomes Performance Indicators: Publishing

	2007	2008	2009
Credentials Awarded			
Diplomas	21	13	18
Student Outcomes Survey Results			
Number of survey respondents	9	11	8
Current Activity			
Further studies	11%	36%	38%
Employed full-time	100%	100%	86%
Langara Education % Positive Ratings			
Satisfaction with Education	89%	100%	75%
Quality of Instruction	78%	91%	63%
Instructor available outside of class	89%	100%	100%
Instructor helpfulness	89%	100%	88%
Fair assessments	67%	100%	88%
Written communication skills	75%	91%	75%
Oral communication skills	80%	63%	57%
Critical analysis skills	100%	91%	75%
Problem solving skills	75%	82%	88%
Reading & comprehension skills	75%	80%	88%
Group collaboration skills	100%	100%	88%
Mathematics skills	67%	67%	50%
Independent learning skills	100%	91%	63%
Innovative thinking	89%	n/a	88%
Organization of program	67%	91%	63%
Textbooks & learning materials	56%	100%	75%
Library materials	0%	33%	33%
Amount of practical experience	89%	100%	100%
Courses were up to date	78%	100%	63%
Courses were relevant to field	89%	91%	88%
Employment % Positive Ratings			
Education useful in performing job	80%	88%	71%
Education related to primary job	88%	78%	71%
Further Education % Positive Ratings			
Transfer experience	0%	0%	0%
Related to Langara education	0%	50%	67%
Prepared for further studies	0%	100%	100%



¹ At least 30 hours per week in their main job

² Percent of respondents who rated the item positively (e.g.: 'Well' or 'Very Well')

³ Among employed respondents only

⁴ Among respondents taking further studies only