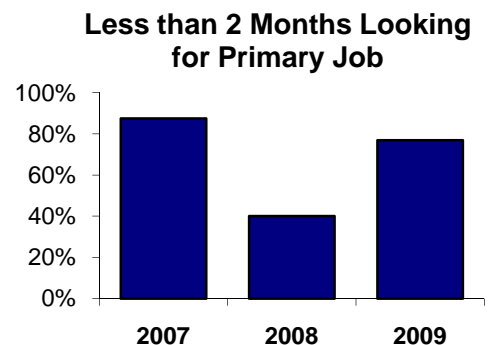
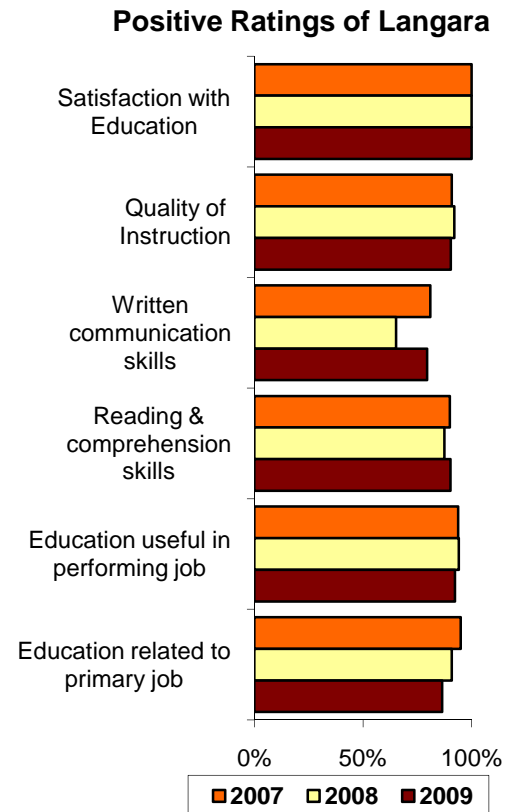



## Student Outcomes Performance Indicators: Library & Information Technology

	2007	2008	2009
<b>Credentials Awarded</b>			
Diplomas	34	54	41
<b>Student Outcomes Survey Results</b>			
Number of survey respondents	22	25	43
<b>Current Activity</b>			
Further studies	9%	12%	21%
Employed full-time	82%	80%	74%
<b>Langara Education % Positive Ratings</b>			
Satisfaction with Education	100%	100%	100%
Quality of Instruction	91%	92%	90%
Instructor available outside of class	77%	84%	79%
Instructor helpfulness	95%	84%	86%
Fair assessments	77%	76%	88%
Written communication skills	81%	65%	79%
Oral communication skills	82%	53%	84%
Critical analysis skills	73%	92%	86%
Problem solving skills	55%	78%	78%
Reading & comprehension skills	90%	88%	90%
Group collaboration skills	76%	78%	81%
Mathematics skills	0%	57%	83%
Independent learning skills	82%	88%	86%
Innovative thinking	77%	n/a	71%
Organization of program	73%	68%	79%
Textbooks & learning materials	50%	52%	63%
Library materials	73%	76%	74%
Amount of practical experience	77%	84%	79%
Courses were up to date	86%	80%	81%
Courses were relevant to field	91%	88%	91%
<b>Employment % Positive Ratings</b>			
Education useful in performing job	94%	94%	92%
Education related to primary job	95%	91%	86%
<b>Further Education % Positive Ratings</b>			
Transfer experience	0%	0%	100%
Related to Langara education	50%	67%	100%
Prepared for further studies	100%	100%	89%



<sup>1</sup> At least 30 hours per week in their main job

<sup>2</sup> Percent of respondents who rated the item positively (e.g.: 'Well' or 'Very Well')

<sup>3</sup> Among employed respondents only

<sup>4</sup> Among respondents taking further studies only