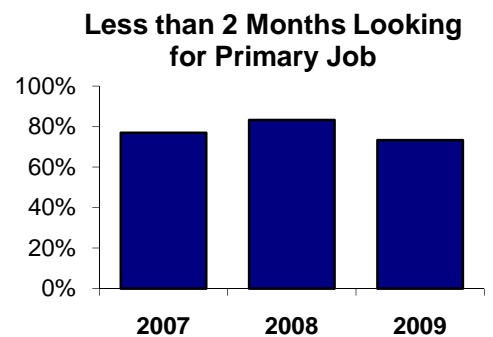
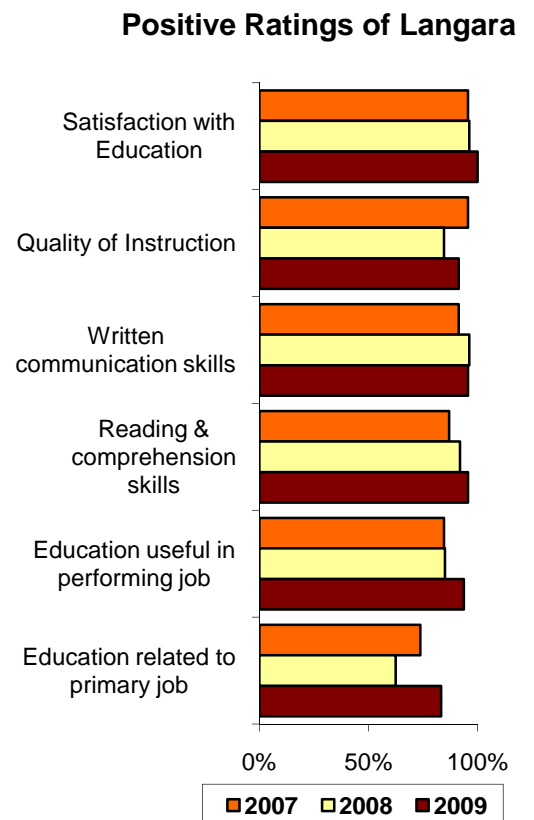
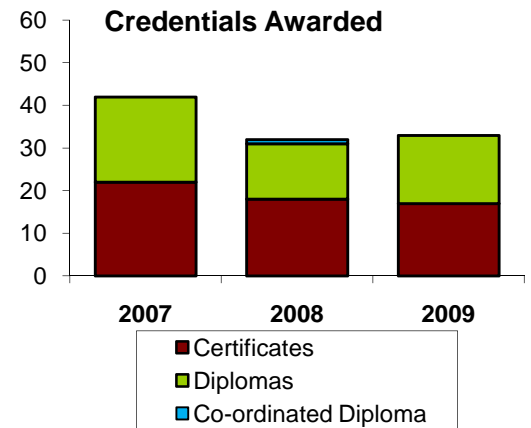


## Student Outcomes Performance Indicators: Journalism

	2007	2008	2009
<b>Credentials Awarded</b>			
Certificates	22	18	17
Diplomas	20	13	16
Co-ordinated Diploma	0	1	0
<b>Student Outcomes Survey Results</b>			
Number of survey respondents	23	26	23
<b>Current Activity</b>			
Further studies	26%	19%	9%
Employed full-time	72%	81%	88%
<b>Langara Education % Positive Ratings</b>			
Satisfaction with Education	96%	96%	100%
Quality of Instruction	96%	85%	91%
Instructor available outside of class	91%	92%	91%
Instructor helpfulness	87%	88%	96%
Fair assessments	96%	77%	87%
Written communication skills	91%	96%	96%
Oral communication skills	74%	76%	71%
Critical analysis skills	91%	85%	91%
Problem solving skills	77%	65%	78%
Reading & comprehension skills	87%	92%	96%
Group collaboration skills	95%	85%	91%
Mathematics skills	25%	54%	55%
Independent learning skills	95%	77%	86%
Innovative thinking	86%	n/a	83%
Organization of program	91%	62%	87%
Textbooks & learning materials	86%	54%	57%
Library materials	71%	47%	44%
Amount of practical experience	100%	77%	96%
Courses were up to date	91%	77%	87%
Courses were relevant to field	96%	85%	96%
<b>Employment % Positive Ratings</b>			
Education useful in performing job	85%	85%	94%
Education related to primary job	74%	63%	83%
<b>Further Education % Positive Ratings</b>			
Transfer experience	75%	0%	100%
Related to Langara education	83%	80%	50%
Prepared for further studies	83%	75%	100%



<sup>1</sup> At least 30 hours per week in their main job

<sup>2</sup> Percent of respondents who rated the item positively (e.g.: 'Well' or 'Very Well')

<sup>3</sup> Among employed respondents only

<sup>4</sup> Among respondents taking further studies only