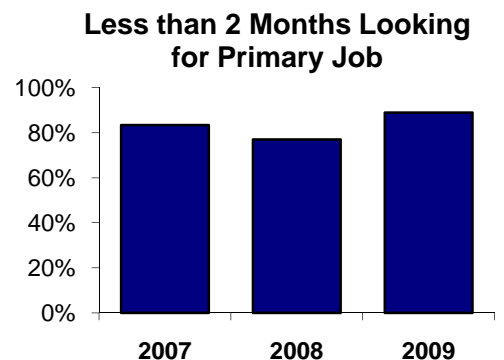
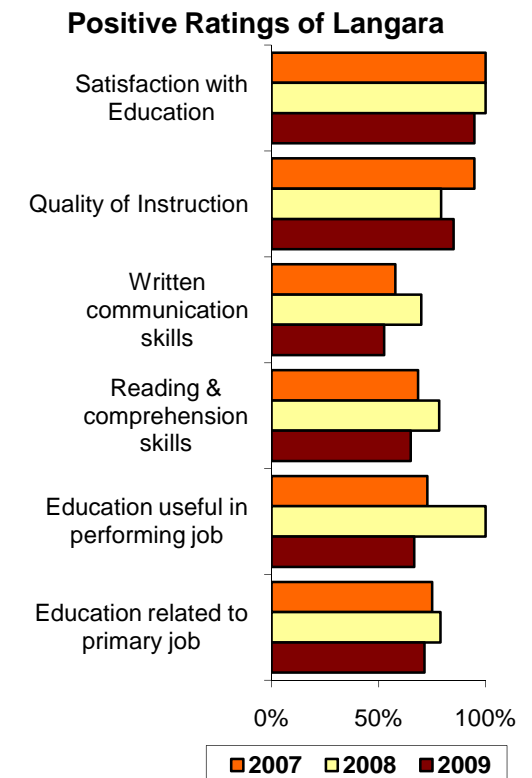
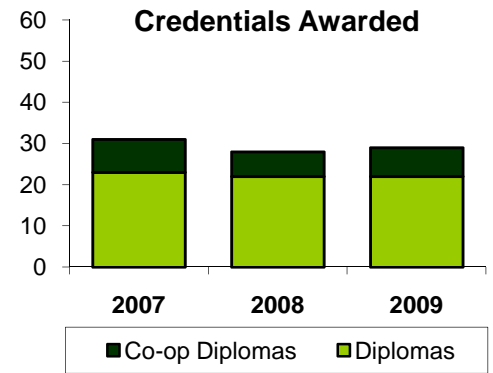


Student Outcomes Performance Indicators: Financial Management

	2007	2008	2009
Credentials Awarded			
Diplomas	23	22	22
Co-op Diplomas	8	6	7
Student Outcomes Survey Results			
Number of survey respondents	19	24	20
Current Activity			
Further studies	68%	58%	75%
Employed full-time	81%	83%	86%
Langara Education % Positive Ratings			
Satisfaction with Education	100%	100%	95%
Quality of Instruction	95%	79%	85%
Instructor available outside of class	95%	88%	80%
Instructor helpfulness	100%	96%	85%
Fair assessments	95%	88%	85%
Written communication skills	58%	70%	53%
Oral communication skills	63%	87%	61%
Critical analysis skills	68%	83%	74%
Problem solving skills	63%	75%	63%
Reading & comprehension skills	68%	78%	65%
Group collaboration skills	72%	67%	83%
Mathematics skills	67%	78%	94%
Independent learning skills	68%	79%	71%
Innovative thinking	61%	n/a	60%
Organization of program	95%	71%	75%
Textbooks & learning materials	84%	75%	75%
Library materials	56%	53%	53%
Amount of practical experience	67%	78%	40%
Courses were up to date	84%	75%	75%
Courses were relevant to field	83%	87%	85%
Employment % Positive Ratings			
Education useful in performing job	73%	100%	67%
Education related to primary job	75%	79%	71%
Further Education % Positive Ratings			
Transfer experience	100%	50%	100%
Related to Langara education	92%	93%	93%
Prepared for further studies	100%	100%	100%



¹ At least 30 hours per week in their main job

² Percent of respondents who rated the item positively (e.g.: 'Well' or 'Very Well')

³ Among employed respondents only

⁴ Among respondents taking further studies only